

Introductory sub-table (I)(a)

Name of the Company: TRANSFORMERS AND RECTIFIERS (INDIA) LIMITED

Scrip Code, Name of the scrip, class of security: NSE : TRIL, BSE : 532928, CLASS : EQUITY

Quarter ended: 30.06.2015

Partly paid-up shares:-	No. of partly paid-up shares	As a % of total no. of partly paid-up shares	As a % of total no. of shares of the company
Held by promoter/promoter group	Nil	Nil	Nil
Held by public	Nil	Nil	Nil
Total	Nil	Nil	Nil


Outstanding convertible securities:-	No. of outstanding securities	As a % of total no. of outstanding convertible securities	As a % of total no. of shares of the company, assuming full conversion of the convertible securities
Held by promoter/promoter group	Nil	Nil	Nil
Held by public	Nil	Nil	Nil
Total	Nil	Nil	Nil

Warrants:-	No. of warrants	As a % of total no. of warrants	As a % of total no. of shares of the company, assuming full conversion of warrants
Held by promoter/promoter group	Nil	Nil	Nil
Held by public	Nil	Nil	Nil
Total	Nil	Nil	Nil

Total paid-up capital of the company, assuming full conversion of warrants and convertible securities	13256411		100%
--	-----------------	--	-------------

Date: 08.07.2015
Place : Ahmedabad

For, Transformers & Rectifiers (India) Limited



**Satyen Mamtora
Managing Director
(DIN No.: 00139984)**




CONTINUATION SHEET

Statement Showing Shareholding Pattern as on 30.06.2015

Table (I)(a)

Category code	Category of Shareholder	Number of Shareholders	Total number of shares	Number of shares held in dematerialized form	Total shareholding as a		Shares Pledged or	
					As a percentage of(A+B)	As a percentage of (A+B+C)	Number of shares	As a percentage
(I)	(II)	(III)	(IV)	(V)	(VI)	(VII)	(VIII)	(IX)= (VIII)/(IV)*100
(A)	Shareholding of Promoter and Promoter Group							
1	Indian							
(a)	Individuals/ Hindu Undivided Family	7	9928415	9928415	74.8952	74.8952	2210000	22.2593
(b)	Central Government/ State Government(s)							
(c)	Bodies Corporate							
(d)	Financial Institutions/ Banks							
(e)	Any Others(Specify)							
	Sub Total(A)(1)	7	9928415	9928415	74.8952	74.8952	2210000	22.2593
2	Foreign							
a	Individuals (Non-Residents Individuals/ Foreign Individuals)							
b	Bodies Corporate							
c	Institutions							
d	Qualified Foreign Investors							
e	Any Others(Specify)							
	Sub Total(A)(2)	0	0	0	0.0000	0.0000	0	
	Total Shareholding of Promoter and Promoter Group (A)= (A)(1)+(A)(2)	7	9928415	9928415	74.8952	74.8952	2210000	22.2593
(B)	Public shareholding							
1	Institutions							
(a)	Mutual Funds/ UTI	1	422411	422411	3.1865	3.1865		
(b)	Financial Institutions / Banks	3	3424	3424	0.0258	0.0258		
(c)	Central Government/ State Government(s)							
(d)	Venture Capital Funds							
(e)	Insurance Companies							
(f)	Foreign Institutional Investors	2	14546	14546	0.1097	0.1097		
(g)	Foreign Venture Capital Investors							
(h)	Qualified Foreign Investors							
(i)	Any Other (specify)							
	Sub-Total (B)(1)	6	440381	440381	3.3220	3.3220		
B 2	Non-institutions							
(a)	Bodies Corporate	282	159104	159104	1.2002	1.2002		
(b)	Individuals							
I	Individuals -i. Individual shareholders holding nominal share capital up to Rs 1 lakh	31684	2452095	2451573	18.4974	18.4974		
II	ii. Individual shareholders holding nominal share capital in excess of Rs. 1 lakh.	4	72234	72234	0.5449	0.5449		
(c)	Any Other (specify)							
(c-i)	Clearing Member	130	34868	34868	0.2630	0.2630		
(c-ii)	Foreign Nationals							
	- Non Resident Indians (Repeat)	154	130479	130479	0.9843	0.9843		
	- Non Resident Indians (Non Repeat)	56	28404	28404	0.2143	0.2143		
(c-iii)	Directors/Relatives	3	10177	10177	0.0768	0.0768		
(c-iv)	Trusts	4	254	254	0.0019	0.0019		
(d)	Qualified Foreign Investors							
	Sub- Total (B)(2)	32317	2887615	2887093	21.7828	21.7828		
(B)	Total Public Shareholding (B)= (B)(1)+(B)(2)	32323	3327996	3327474	25.1048	25.1048		
	TOTAL (A)+(B)	32330	13256411	13255889	100.0000	100.0000		
(C)	Shares held by Custodians and against which Depository Receipts have been issued							
1	Promoter and Promoter Group							
2	Public							
	Sub-Total (C)	0	0	0	0.0000	0.0000		
	GRAND TOTAL (A)+(B)+(C)	32330	13256411	13255889	100.0000	100.0000	2210000	16.6712

Note : TOTAL FOREIGN SHAREHOLDING IS 173429 EQUITY SHARES REPRESENTING 1.31 % OF THE TOTAL EQUITY SHARE CAPITAL OF THE COMPANY. THE


For, Transformers & Rectifiers (India) Ltd.

 Director

(I)(b) Statement showing holding of securities (including shares, warrants, convertible securities) of persons belonging to the category "Promoter and Promoter Group"

Sr. No.	Name of the shareholder	Details of Shares held		Encumbered shares (*)			Details of warrants		Details of convertible securities		Total shares (including underlying shares assuming full conversion of warrants and convertible securities) as a % of diluted share capital
		Number of shares held	As a % of grand total (A)+(B)+(C)	No.	As a percentage	As a % of grand total (A)+(B)+(C) of sub-clause (I)(a)	Number of warrants held	As a % total number of warrants of the same class	Number of convertible securities held	As a % total number of convertible securities of the same class	
(I)	(II)	(III)	(IV)	(V)	(VI)=(V)/(III)*100	(VII)	(VIII)	(IX)	(X)	(XI)	(XII)
1	JITENDRA UJAMSHI MAMTORA PAN NO. AEDPM1403J	8858992	66.83	2210000	24.9464	16.6712					
2	JITENDRA UJAMSHI MAMTORA (HUF) PAN NO. AABHM8021L	682931	5.15								
3	KARUNABEN JITENDRA MAMTORA PAN NO. ACJPM3039L	267736	2.02								
4	SATYEN JITENDRA MAMTORA PAN NO. ADUPM9419J	97000	0.73								
5	JANKI JITENDRA MAMTORA PAN NO. ACRPM1788Q	21364	0.16								
6	DILIP UJAMSHI MAMTORA PAN NO. AEPMP3944L	196	0.00								
7	BIPIN UJAMSHI MAMTORA PAN NO. ADXPM9766B	196	0.00								
TOTAL		9928415	74.90	2210000	22.2593	16.6712					

(*) The term "encumbrance" has the same meaning as assigned to it in regulation 28(3) of the SAST Regulations, 2011

For, Transformers & Rectifiers (India) Ltd.



Director



CONTINUATION SHEET

(I)(c)(i) Statement showing holding of securities (including shares, warrants, convertible securities) of persons belonging to the category "Public" and holding more than 1% of the total number of shares

Sr. No.	Name of the shareholder	Number of shares held	Shares as a percentage of total number of shares {i.e., Grand Total (A)+(B)+(C) indicated in Statement at para (I)(a) above}	Details of warrants		Details of convertible securities		Total shares (including underlying shares assuming full conversion of warrants and convertible securities) as a % of diluted share capital
				Number of warrants held	As a % total number of warrants of the same class	Number of convertible securities held	% w.r.t total number of convertible securities of the same class	
1	HDFC TRUSTEE COMPANY LIMITED - HDFC INFRASTRUCTURE FUND	422411	3.19					
TOTAL		422411	3.19	NIL	NIL	NIL	NIL	NIL

(I)(c)(ii) Statement showing holding of securities (including shares, warrants, convertible securities) of persons (together with PAC) belonging to the category "Public" and holding more than 5% of the total number of shares of the company

Sr. No.	Name(s) of the shareholder(s) and the Persons Acting in Concert (PAC) with them	Number of shares	Shares as a percentage of total number of shares {i.e., Grand Total (A)+(B)+(C) indicated in Statement at para (I)(a) above}	Details of warrants		Details of convertible securities		Total shares (including underlying shares assuming full conversion of warrants and convertible securities) as a % of diluted share capital
				Number of warrants	As a % total number of warrants of the same class	Number of convertible securities held	% w.r.t total number of convertible securities of the same class	
1								
2								
TOTAL		NIL	NIL	NIL	NIL	NIL	NIL	NIL

For, Transformers & Rectifiers (India) Ltd.

Director

(I)(d) Statement showing details of locked-in shares

Sr. No.	Name of the shareholder	Category of Shareholder (Promoters/Public)	Number of locked-in shares	Locked-in shares as a percentage of total number of shares {i.e., Grand Total (A)+(B)+(C) indicated in Statement at para (I)(a) above}
1				
2				
TOTAL			NIL	NIL

(II)(a) Statement showing details of Depository Receipts (DRs)


Sr. No.	Type of outstanding DR (ADRs, GDRs, SDRs, etc.)	Number of outstanding DRs	Number of shares underlying outstanding DRs	Shares underlying outstanding DRs as a percentage of total number of shares {i.e., Grand Total (A)+(B)+(C) indicated in Statement at para (I)(a) above}
1				
2				
TOTAL		NIL	NIL	NIL

(II)(b) Statement showing holding of Depository Receipts (DRs), where underlying shares held by "promoter/promoter group" are in excess of 1% of the total number of shares

Sr. No.	Name of the DR Holder	Type of outstanding DR (ADRs, GDRs, SDRs, etc.)	Number of shares underlying outstanding DRs	Shares underlying outstanding DRs as a percentage of total number of shares {i.e., Grand Total (A)+(B)+(C) indicated in Statement at para (I)(a) above}
1				
2				
TOTAL		NIL	NIL	NIL

Date: 08/07/2015
Place: Ahmedabad

For, Transformers & Rectifiers (India) Limited



Satyen Mamtora
Managing Director
(DIN No.: 00139984)