

Introductory sub-table (I)(a)

Name of the Company: TRANSFORMERS AND RECTIFIERS (INDIA) LIMITED

Scrip Code, Name of the scrip, class of security: NSE : TRIL, BSE : 532928, CLASS : EQUITY

Quarter ended: 31.12.2012

Partly paid-up shares:-	No. of partly paid-up shares	As a % of total no. of partly paid-up shares	As a % of total no. of shares of the company
Held by promoter/promoter group	Nil	Nil	Nil
Held by public	Nil	Nil	Nil
Total - D	Nil	Nil	Nil

Outstanding convertible securities:-	No. of outstanding securities	As a % of total no. of outstanding convertible securities	As a % of total no. of shares of the company, assuming full conversion of the convertible securities
Held by promoter/promoter group	Nil	Nil	Nil
Held by public	Nil	Nil	Nil
Total - E	Nil	Nil	Nil

Warrants:-	No. of warrants	As a % of total no. of warrants	As a % of total no. of shares of the company, assuming full conversion of warrants
Held by promoter/promoter group	Nil	Nil	Nil
Held by public	Nil	Nil	Nil
Total - F	Nil	Nil	Nil

Total paid-up capital of the company, assuming full conversion of warrants and convertible securities

12923611

Date: 10.01.2013
Place : Ahmedabad


For, Transformers & Rectifiers (India) Limited


Managing Director

Statement Showing Shareholding Pattern as on 31.12.2012

Category code	Category of Shareholder	Number of Shareholders	Table (I)(a)		Total shareholding as a percentage of total number of shares		Shares Pledged or otherwise encumbered	
			Total number of shares	Number of shares held in dematerialized form	As a percentage of (A+B) ¹	As a percentage of (A+B+C)	Number of shares	As a percentage
(I)	(II)	(III)	(IV)	(V)	(VI)	(VII)	(VIII)	(IX)= (VIII)/(IV)*100
(A)	Shareholding of Promoter and Promoter Group²							
1	Indian							
(a)	Individuals/ Hindu Undivided Family	7	9928415	9928415	76.8238	76.8238	2110000	21.2521
(b)	Central Government/ State Government(s)							
(c)	Bodies Corporate							
(d)	Financial Institutions/ Banks							
(e)	Any Others(Specify)							
	Sub Total(A)(1)	7	9928415	9928415	76.8238	76.8238	2110000	21.2521
2	Foreign							
a	Individuals (Non-Residents Individuals/ Foreign Individuals)							
b	Bodies Corporate							
c	Institutions							
d	Any Others(Specify)							
	Sub Total(A)(2)	0	0	0	0.0000	0.0000	0	
	Total Shareholding of Promoter and Promoter Group (A)= (A)(1)+(A)(2)	7	9928415	9928415	76.8238	76.8238	2110000	21.2521

For, Transformers & Rectifiers (India) Ltd.




Director



(B)	Public shareholding						
1	Institutions						
(a)	Mutual Funds/ UTI	2	309369	309369	2.3938	2.3938	
(b)	Financial Institutions/ Banks	2	21000	21000	0.1625	0.1625	
(c)	Central Government/ State Government(s)						
(d)	Venture Capital Funds						
(e)	Insurance Companies						
(f)	Foreign Institutional Investors	2	8613	8613	0.0666	0.0666	
(g)	Foreign Venture Capital Investors						
(h)	Any Other (specify)						
	Sub-Total (B)(1)	6	338982	338982	2.6230	2.6230	
B 2	Non-institutions						
(a)	Bodies Corporate	422	275605	275605	2.1326	2.1326	
(b)	Individuals						
I	Individuals -i. Individual shareholders holding nominal share capital up to Rs 1 lakh	39948	2259328	2259315	17.4822	17.4822	
II	ii. Individual shareholders holding nominal share capital in excess of Rs. 1 lakh.	1	10900	10900	0.0843	0.0843	
(c)	Any Other (specify)						
(c-i)	Clearing Member	159	58497	58497	0.4526	0.4526	
(c-ii)	Foreign Nationals						
	- Non Resident Indians (Repeat)	152	30189	30189	0.2336	0.2336	
	- Non Resident Indians (Non Repeat)	54	8920	8920	0.0690	0.0690	
(c-iii)	Directors/Relatives	2	8960	8960	0.0693	0.0693	
(c-iv)	Trusts	8	3815	3815	0.0295	0.0295	
	Sub-Total (B)(2)	40746	2656214	2656201	20.5532	20.5532	
(B)	Total Public Shareholding (B)= (B)(1)+(B)(2)	40752	2995196	2995183	23.1762	23.1762	
	TOTAL (A)+(B)	40759	12923611	12923598	100.0000	100.0000	
(C)	Shares held by Custodians and against which Depository Receipts have been issued						
1	Promoter and Promoter Group						
2	Public						
	Sub-Total (C)	0	0	0	0.0000	0.0000	
	GRAND TOTAL (A)+(B)+(C)	40759	12923611	12923598	100.0000	100.0000	2110000 16.3267

Note : TOTAL FOREIGN SHAREHOLDING IS 47722 EQUITY SHARES REPRESENTING 0.3693 % OF THE TOTAL EQUITY SHARE CAPITAL OF THE COMPANY. THE COMPANY HAS NOT ISSUED ANY ADR/GDR.

For, Transformers & Rectifiers (India) Ltd.


Director

(I)(b) Statement showing holding of securities (including shares, warrants, convertible securities) of persons belonging to the category "Promoter and Promoter Group"

Sr. No.	Name of the shareholder	Details of Shares held		Encumbered shares (*)			Details of warrants		Details of convertible securities		Total shares (including underlying shares assuming full conversion of warrants and convertible securities) as a % of diluted share capital
		Number of shares held	As a % of grand total (A)+(B)+(C)	No.	As a percentage	As a % of grand total (A)+(B)+(C) of sub-clause (I)(a)	Number of warrants held	As a % total number of warrants of the same class	Number of convertible securities held	As a % total number of convertible securities of the same class	
(I)	(II)	(III)	(IV)	(V)	(VI)=(V)/(III)*100	(VII)	(VIII)	(IX)	(X)	(XI)	(XII)
1	JITENDRA UJAMSHI MAMTORA PAN NO. AEDPM1403J	8858992	68.55	2110000	23.8176	16.3267					
2	JITENDRA UJAMSHI MAMTORA (HUF) PAN NO. AABHM8021L	682931	5.28								
3	KARUNABEN JITENDRA MAMTORA PAN NO. ACJPM3039L	267736	2.07								
4	SATYEN JITENDRA MAMTORA PAN NO. ADUPM9419J	97000	0.75								
5	JANKI JITENDRA MAMTORA PAN NO. ACRPM1788Q	21364	0.17								
6	DILIP UJAMSHI MAMTORA PAN NO. AEPPM3944L	196	0.00								
7	BIPIN UJAMSHI MAMTORA PAN NO. ADXPM9766B	196	0.00								
	TOTAL	9928415	76.82	2110000	21.2521	16.3267					

(* The term "encumbrance" has the same meaning as assigned to it in regulation 28(3) of the SAST Regulations, 2011

For, Transformers & Rectifiers (India) Ltd.


Director


(I)(c)(i) Statement showing holding of securities (including shares, warrants, convertible securities) of persons belonging to the category "Public" and holding more than 1% of the total number of shares

Sr. No.	Name of the shareholder	Number of shares held	Shares as a percentage of total number of shares {i.e., Grand Total (A)+(B)+(C) indicated in Statement at para (I)(a) above}	Details of warrants		Details of convertible securities		Total shares (including underlying shares assuming full conversion of warrants and convertible securities) as a % of diluted share capital
				Number of warrants held	As a % total number of warrants of the same class	Number of convertible securities held	% w.r.t total number of convertible securities of the same class	
1	L AND T MUTUAL FUND TRUSTEE LTD L AND T INDIA SPECIAL SITUATIONS FUND	155332	1.2019					
2	SBI TAX ADVANTAGE FUND SERIES I	154037	1.1919					
TOTAL		309369	2.39382					

(I)(c)(ii) Statement showing holding of securities (including shares, warrants, convertible securities) of persons (together with PAC) belonging to the category "Public" and holding more than 5% of the total number of shares of the company

Sr. No.	Name(s) of the shareholder(s) and the Persons Acting in Concert (PAC) with them	Number of shares	Shares as a percentage of total number of shares {i.e., Grand Total (A)+(B)+(C) indicated in Statement at para (I)(a) above}	Details of warrants		Details of convertible securities		Total shares (including underlying shares assuming full conversion of warrants and convertible securities) as a % of diluted share capital
				Number of warrants	As a % total number of warrants of the same class	Number of convertible securities held	% w.r.t total number of convertible securities of the same class	
1								
2								
TOTAL		NIL	NIL	NIL	NIL	NIL	NIL	NIL

For, Transformers & Rectifiers (India) Ltd.



Director

(I)(d) Statement showing details of locked-in shares:

Sr. No.	Name of the shareholder	Number of locked-in shares	Locked-in shares as a percentage of total number of shares {i.e., Grand Total (A)+(B)+(C) indicated in Statement at para (I)(a) above}
1			
2			
TOTAL		NIL	NIL

(II)(a) Statement showing details of Depository Receipts (DRs)


Sr. No.	Type of outstanding DR (ADRs, GDRs, SDRs, etc.)	Number of outstanding DRs	Number of shares underlying outstanding DRs	Shares underlying outstanding DRs as a percentage of total number of shares {i.e., Grand Total (A)+(B)+(C) indicated in Statement at para (I)(a) above}
1				
2				
TOTAL		NIL	NIL	NIL

(II)(b) Statement showing holding of Depository Receipts (DRs), where underlying shares held by "promoter/promoter group" are in excess of 1% of the total number of shares

Sr. No.	Name of the DR Holder	Type of outstanding DR (ADRs, GDRs, SDRs, etc.)	Number of shares underlying outstanding DRs	Shares underlying outstanding DRs as a percentage of total number of shares {i.e., Grand Total (A)+(B)+(C) indicated in Statement at para (I)(a) above}
1				
2				
TOTAL		NIL	NIL	NIL

Date: 10/01/2013
Place: Ahmedabad

For, Transformers & Rectifiers (India) Limited



Managing Director