


Shareholding Pattern under Regulation 31 of SEBI (Listing Obligations and Disclosure Requirements) Regulations, 2015

1.	Name of Listed Entity: Transformers And Rectifiers (India) Limited	
2.	Scrip Code/Name of Scrip/Class of Security: 532928	
3.	Share Holding Pattern Filed under: Reg. 31(1)(a)/Reg. 31(1)(b)/Reg.31(1)(c)	
	a.	If under 31(1)(b) then indicate the report for Quarter ending 30st December, 2016
	b.	If under 31(1)(c) then indicate date of allotment/extinguishment
4.	Declaration: The Listed entity is required to submit the following declaration to the extent of submission of information:-	

Particulars		Yes*	No*
1	Whether the Listed Entity has issued any partly paid up shares?		No
2	Whether the Listed Entity has issued any Convertible Securities or Warrants?		No
3	Whether the Listed Entity has any shares against which depository receipts are issued?		No
4	Whether the Listed Entity has any shares in locked-in?		No
5	Whether any shares held by promoters are pledge or otherwise encumbered?	Yes	

* If the Listed Entity selects the option 'No' for the questions above, the columns for the partly paid up shares, Outstanding Convertible Securities/Warrants, depository receipts, locked-in shares, No of shares pledged or otherwise encumbered by promoters, as applicable, shall not be displayed at the time of dissemination on the Stock Exchange website. Also wherever there is 'No' declared by Listed Entity in above table the values will be considered as 'Zero' by default on submission of the format of holding of specified securities.




For, Transformers & Rectifiers (India) Ltd.

R. J. Kirti
Company Secretary

Transformers And Rectifiers (India) Limited

Table I - Summary Statement holding of specified securities

Category	Category of shareholder	Nos. of shareholders	No. of fully paid up equity shares held	No. of Partly paid-up equity shares held	No. of shares underlying Depository Receipts	Total nos. shares held	Shareholding as a % of total no. of shares (calculated as per SCRR, 1957)	Number of Voting Rights held in each class of securities			No. of Shares Underlying Outstanding convertible securities (including Warrants)	Shareholding, as a % assuming full conversion of convertible securities (as a percentage of diluted share capital)	Number of Locked in shares		Number of Shares pledged or otherwise encumbered		Number of equity shares held in dematerialised form	
								No of Voting Rights					Total as a % of (A+B+C)	No. (a)	As a % of total Shares held(b)	No. (a)		As a % of total Shares held(b)
								Class eg: X	Class eg: y	Total								
(I)	(II)	(III)	(IV)	(V)	(VI)	(VII) = (IV)+(V)+ (VI)	(VIII) As a % of (A+B+C2)	(IX)			(X)	(XI)= (VII)+(X) As a % of (A+B+C2)	(XII)		(XIII)		(XIV)	
(A)	Promoter & Promoter Group	7	9928415	0	0	9928415	74.8952	9928415	0	9928415	74.8952	0	74.8952	0	0.0000	2210000	22.259300	9928415
(B)	Public	28966	3327996	0	0	3327996	25.1048	3327996	0	3327996	25.1048	0	25.1048	0	0.0000	NA	NA	3327474
(C)	Non Promoter - Non Public				0				0			0			0.0000	NA	NA	
(C1)	Shares Underlying DRs	0	0	0	0	0	0.0000	0	0	0	0.0000	0	0.0000	0	0.0000	NA	NA	0
(C2)	Shares Held By Employee Trust	0	0	0	0	0	0.0000	0	0	0	0.0000	0	0.0000	0	0.0000	NA	NA	0
	Total	28973	13256411	0	0	13256411	100.0000	13256411	0	13256411	100.0000	0	100.0000	0	0.0000	2210000	16.671100	13255889



For, Transformers & Rectifiers (India) Ltd.

R. D. K.
Company Secretary

Transformers And Rectifiers (India) Limited


Table II - Statement showing shareholding pattern of the Promoter and Promoter Group

	Category & Name of the shareholders	PAN	Nos. of shareholders	No. of fully paid up equity shares held	Partly paid-up equity shares held	No. of shares underlying Depository Receipts	Total nos. shares held	Shareholding % calculated as per SCRR, 1957 As a % of (A+B+C2)	Number of Voting Rights held in each class of securities			No. of Shares Underlying Outstanding convertible securities	Shareholding, as a % assuming full conversion of convertible securities (as a percentage of diluted share capital)	Number of Locked in shares		Number of Shares pledged or otherwise encumbered		Number of equity shares held in dematerialised form	
									No of Voting Rights					Total as a % of (A+B+C)	No. (a)	As a % of total Shares held(b)	No. (a)		As a % of total Shares held(b)
									Class eg: X	Class eg: y	Total								
(I)	(II)	(III)	(IV)	(V)	(VI)	(VII) = (IV)+(V)+(VI)	(VIII) As a % of (A+B+C2)	(IX)			(X)	(XI) = (VII)+(X) As a % of (A+B+C2)	(XII)		(XIII)		(XIV)		
1	Indian																		
(a)	Individuals / Hindu Undivided Family		7	9928415	0	0	9928415	74.8952	9928415	0	9928415	74.8952	0	74.8952	0	0.0000	2210000	22.2593	9928415
	Jitendra Ujamsi Mamtora	AEDPM1403J	1	8858992	0	0	8858992	66.8280	8858992	0	8858992	66.8280	0	66.8280	0	0.0000	2210000	24.9464	8858992
	Jitendra Ujamsi Mamtora	AABHM8021L	1	682931	0	0	682931	5.1517	682931	0	682931	5.1517	0	5.1517	0	0.0000	0	0.0000	682931
	Karunaben Jitendra Mamtora	ACJPM3039L	1	267736	0	0	267736	2.0197	267736	0	267736	2.0197	0	2.0197	0	0.0000	0	0.0000	267736
	Satyen Jitendra Mamtora	ADUPM9419J	1	97000	0	0	97000	0.7317	97000	0	97000	0.7317	0	0.7317	0	0.0000	0	0.0000	97000
	Janki Jitubhai Mamtora	ACRPM1788Q	1	21364	0	0	21364	0.1612	21364	0	21364	0.1612	0	0.1612	0	0.0000	0	0.0000	21364
	Bipin Ujamashi Mamtora	ADXP M9766B	1	196	0	0	196	0.0015	196	0	196	0.0015	0	0.0015	0	0.0000	0	0.0000	196
	Dilip Ujamashi Mamtora	AEPPM3944L	1	196	0	0	196	0.0015	196	0	196	0.0015	0	0.0015	0	0.0000	0	0.0000	196
(b)	Central Government / State Government(s)		0	0	0	0	0	0.0000	0	0	0	0.0000	0	0.0000	0	0.0000	0	0.0000	0
(c)	Financial Institutions / Banks		0	0	0	0	0	0.0000	0	0	0	0.0000	0	0.0000	0	0.0000	0	0.0000	0
(d)	Any Other (Specify)		0	0	0	0	0	0.0000	0	0	0	0.0000	0	0.0000	0	0.0000	0	0.0000	0
	Sub Total (A)(1)		7	9928415	0	0	9928415	74.8952	9928415	0	9928415	74.8952	0	74.8952	0	0.0000	2210000	22.2593	9928415
2	Foreign																		
(a)	Individuals (Non-Resident Individuals / Foreign Individuals)		0	0	0	0	0	0.0000	0	0	0	0.0000	0	0.0000	0	0.0000	0	0.0000	0
(b)	Government		0	0	0	0	0	0.0000	0	0	0	0.0000	0	0.0000	0	0.0000	0	0.0000	0
(c)	Institutions		0	0	0	0	0	0.0000	0	0	0	0.0000	0	0.0000	0	0.0000	0	0.0000	0
(d)	Foreign Portfolio Investor		0	0	0	0	0	0.0000	0	0	0	0.0000	0	0.0000	0	0.0000	0	0.0000	0
(e)	Any Other (Specify)		0	0	0	0	0	0.0000	0	0	0	0.0000	0	0.0000	0	0.0000	0	0.0000	0
	Sub Total (A)(2)		0	0	0	0	0	0.0000	0	0	0	0.0000	0	0.0000	0	0.0000	0	0.0000	0
	Total Shareholding Of Promoter And Promoter Group (A)= (A)(1)+(A)(2)		7	9928415	0	0	9928415	74.8952	9928415	0	9928415	74.8952	0	74.8952	0	0.0000	2210000	22.2593	9928415

Details of Shares which remain unclaimed may be given hear along with details such as number of shareholders, outstanding shares held in demat/unclaimed suspense account, voting rights which are frozen etc.

Note :

- (1) PAN would not be displayed on website of Stock Exchange(s)
- (2) The term 'Encumbrance' has the same meaning as assigned under regulation 28(3) of SEBI (Substantial Acquisition of Shares and Takeovers) Regulations, 2011.



For, Transformers & Rectifiers (India) Ltd.

R. Y. K.
Company Secretary

Transformers And Rectifiers (India) Limited

Table III - Statement showing shareholding pattern of the Public shareholder


	Category & Name of the shareholders	PAN	Nos. of shareholders	No. of fully paid up equity shares held	Partly paid-up equity shares held	No. of shares underlying Depository Receipts	Total nos. shares held	Shareholding % calculated as per SCRR, 1957 As a % of (A+B+C2)	Number of Voting Rights held in each class of securities			No. of Shares Underlying Outstanding convertible securities	Shareholding, as a % assuming full conversion of convertible securities (as a percentage of diluted share capital)	Number of Locked in shares		Number of Shares pledged or otherwise encumbered		Number of equity shares held in dematerialised form	
									No of Voting Rights					Total as a % of (A+B+C)	No. (a)	As a % of total Shares held(b)	No. (a)		As a % of total Shares held(b)
									Class eg: X	Class eg: y	Total								
	(I)	(II)	(III)	(IV)	(V)	(VI)	(VII) = (IV)+(V)+ (VI)	(VIII) As a % of (A+B+C2)	(IX)			(X)	(XI)= (VII)+(X) As a % of (A+B+C2)	(XII)		(XIII)		(XIV)	
1	Institutions																		
(a)	Mutual Fund		4	728693	0	0	728693	5.4969	728693	0	728693	5.4969	0	5.4969	0	0.0000	NA	NA	728693
	Hdfc Trustee Company Limited - Hdfc Infrastructure Fund	AAATH1809A		444811	0	0	444811	3.3554	444811	0	444811	3.3554	0	3.3554	0	0.0000	NA	NA	444811
(b)	Venture Capital Funds		0	0	0	0	0	0.0000	0	0	0	0.0000	0	0.0000	0	0.0000	NA	NA	0
(c)	Alternate Investment Funds		0	0	0	0	0	0.0000	0	0	0	0.0000	0	0.0000	0	0.0000	NA	NA	0
(d)	Foreign Venture Capital Investors		0	0	0	0	0	0.0000	0	0	0	0.0000	0	0.0000	0	0.0000	NA	NA	0
(e)	Foreign Portfolio Investor		0	0	0	0	0	0.0000	0	0	0	0.0000	0	0.0000	0	0.0000	NA	NA	0
(f)	Financial Institutions / Banks		4	10139	0	0	10139	0.0765	10139	0	10139	0.0765	0	0.0765	0	0.0000	NA	NA	10139
(g)	Insurance Companies		0	0	0	0	0	0.0000	0	0	0	0.0000	0	0.0000	0	0.0000	NA	NA	0
(h)	Provident Funds/ Pension Funds		0	0	0	0	0	0.0000	0	0	0	0.0000	0	0.0000	0	0.0000	NA	NA	0
(i)	Any Other (Specify)		0	0	0	0	0	0.0000	0	0	0	0.0000	0	0.0000	0	0.0000	NA	NA	0
	Sub Total (B)(1)		8	738832	0	0	738832	5.5734	738832	0	738832	5.5734	0	5.5734	0	0.0000	NA	NA	738832
2	Central Government/ State Government(s)/ President of India																		
	Sub Total (B)(2)		0	0	0	0	0	0.0000	0	0	0	0.0000	0	0.0000	0	0.0000	NA	NA	0
3	Non-institutions																		
(a)	Individuals			0	0														
	i. Individual shareholders holding nominal share capital up to Rs. 2 lakhs.		26786	2128813	0	0	2128813	16.0587	2128813	0	2128813	16.0587	0	16.0587	0	0.0000	NA	NA	2128291
	ii. Individual shareholders holding nominal share capital in excess of Rs. 2 lakhs.		1	75000	0	0	75000	0.5658	75000	0	75000	0.5658	0	0.5658	0	0.0000	NA	NA	75000
(b)	NBFCs registered with RBI		0	0	0	0	0	0.0000	0	0	0	0.0000	0	0.0000	0	0.0000	NA	NA	0
(c)	Employee Trusts		0	0	0	0	0	0.0000	0	0	0	0.0000	0	0.0000	0	0.0000	NA	NA	0
(d)	Overseas Depositories(holding DRs) (balancing figure)		0	0	0	0	0	0.0000	0	0	0	0.0000	0	0.0000	0	0.0000	NA	NA	0
(e)	Any Other (Specify)		2171	385351	0	0	385351	2.9069	385351	0	385351	2.9069	0	2.9069	0	0.0000	NA	NA	385351
	Trusts		4	254	0	0	254	0.0019	254	0	254	0.0019	0	0.0019	0	0.0000	NA	NA	254
	Hindu Undivided Family		1658	143621	0	0	143621	1.0834	143621	0	143621	1.0834	0	1.0834	0	0.0000	NA	NA	143621
	Non Resident Indians (Non Repat)		68	18335	0	0	18335	0.1383	18335	0	18335	0.1383	0	0.1383	0	0.0000	NA	NA	18335
	Non Resident Indians (Repat)		112	50903	0	0	50903	0.3840	50903	0	50903	0.3840	0	0.3840	0	0.0000	NA	NA	50903
	Clearing Member		89	44200	0	0	44200	0.3334	44200	0	44200	0.3334	0	0.3334	0	0.0000	NA	NA	44200
	Bodies Corporate		240	128038	0	0	128038	0.9659	128038	0	128038	0.9659	0	0.9659	0	0.0000	NA	NA	128038
	Sub Total (B)(3)		28958	2589164	0	0	2589164	19.5314	2589164	0	2589164	19.5314	0	19.5314	0	0.0000	NA	NA	2588642
	Total Public Shareholding (B)= (B)(1)+(B)(2)+(B)(3)		28966	3327996	0	0	3327996	25.1048	3327996	0	3327996	25.1048	0	25.1048	0	0.0000	NA	NA	3327474

Details of the shareholders acting as persons in Concert including their Shareholding (No. and %):

No. of shareholders	No. of Shares

Details of Shares which remain unclaimed may be given hear along with details such as number of shareholders, outstanding shares held in demat/unclaimed suspense account, voting rights which are frozen etc.

- Note :**
- (1) PAN would not be displayed on website of Stock Exchange(s).
 - (2) The above format needs to disclose name of all holders holding more than 1% of total number of shares
 - (3) W.r.t. the information pertaining to Depository Receipts, the same may be disclosed in the respective columns to the extent information available and the balance to be disclosed as held by custodian.



For, Transformers & Rectifiers (India) Ltd.
R. A. K.
 Company Secretary


Transformers And Rectifiers (India) Limited

Table IV - Statement showing shareholding pattern of the Non Promoter- Non Public shareholder

	Category & Name of the shareholders	PAN	Nos. of shareholders	No. of fully paid up equity shares held	Partly paid-up equity shares held	No. of shares underlying Depository Receipts	Total nos. shares held	Shareholding % calculated as per SCRR, 1957 As a % of (A+B+C2)	Number of Voting Rights held in each class of securities			No. of Shares Underlying Outstanding convertible securities	Shareholding, as a % assuming full conversion of convertible securities (as a percentage of diluted share capital)	Number of Locked in shares		Number of Shares pledged or otherwise encumbered		Number of equity shares held in dematerialised form	
									No of Voting Rights					Total as a % of (A+B+C)	No. (a)	As a % of total Shares held(b)	No. (a)		As a % of total Shares held(b)
									Class eg: X	Class eg: y	Total								
(I)	(II)	(III)	(IV)	(V)	(VI)	(VII) = (IV)+(V)+(VI)	(VIII) As a % of (A+B+C2)	(IX)			(X)	(XI) = (VII)+(X) As a % of (A+B+C2)	(XII)		(XIII)		(XIV)		
1	Custodian/DR Holder		0	0	0	0	0	0.0000	0	0	0	0.0000	0	0.0000	0	0.0000	NA	NA	0
2	Employee Benefit Trust (under SEBI (Share based Employee Benefit) Regulations, 2014)		0	0	0	0	0	0.0000	0	0	0	0.0000	0	0.0000	0	0.0000	NA	NA	0
	Total Non-Promoter- Non Public Shareholding (C)= (C)(1)+(C)(2)		0	0	0	0	0	0.0000	0	0	0	0.0000	0	0.0000	0	0.0000	NA	NA	0

Note :

- (1) PAN would not be displayed on website of Stock Exchange(s).
- (2) The above format needs to disclose name of all holders holding more than 1% of total number of shares
- (3) W.r.t. the information pertaining to Depository Receipts, the same may be disclosed in the respective columns to the extent information available and the balance to be disclosed as held by custodian.



For, Transformers & Rectifiers (India) Ltd.

D. A. Kish
Company Secretary