

Introductory sub-table (I)(a)

Name of the Company: TRANSFORMERS AND RECTIFIERS (INDIA) LIMITED


Scrp Code, Name of the scrip, class of security: NSE : TRIL, BSE : 532928, CLASS : EQUITY

Quarter ended: 30.09.2013

Partly paid-up shares:-	No. of partly paid-up shares	As a % of total no. of partly paid-up shares	As a % of total no. of shares of the company
Held by promoter/promoter group	Nil	Nil	Nil
Held by public	Nil	Nil	Nil
Total - D	Nil	Nil	Nil
Outstanding convertible securities:-	No. of outstanding securities	As a % of total no. of outstanding convertible securities	As a % of total no. of shares of the company, assuming full conversion of the convertible securities
Held by promoter/promoter group	Nil	Nil	Nil
Held by public	Nil	Nil	Nil
Total - E	Nil	Nil	Nil
Warrants:-	No. of warrants	As a % of total no. of warrants	As a % of total no. of shares of the company, assuming full conversion of warrants
Held by promoter/promoter group	Nil	Nil	Nil
Held by public	Nil	Nil	Nil
Total - F	Nil	Nil	Nil
Total paid-up capital of the company, assuming full conversion of warrants and convertible securities	13256411		100%

Date: 10.10.2013
Place : Ahmedabad

For, Transformers & Rectifiers (India) Limited




**Jitendra Mamtora
Chairman & Whole-time Director**

CONTINUATION SHEET

Statement Showing Shareholding Pattern as on 30.09.2013								
Category code	Category of Shareholder	Number of Shareholders	Table (I)(a)		Total shareholding as a percentage of total number of shares		Shares Pledged or otherwise encumbered	
			Total number of shares	Number of shares held in dematerialized form				
			(VI)	(VII)	(VIII)	(IX) = (VIII)/(VI)*100		
(A)	(II)	(III)	(IV)	(V)	(VI)	(VII)	(VIII)	(IX) = (VIII)/(VI)*100
	Shareholding of Promoter and Promoter Group¹							
1	Indian							
(a)	Individuals/ Hindu Undivided Family	7	9928415	9928415	74.8952	74.8952	2110000	21.2521
(b)	Central Government/ State Government(s)							
(c)	Bodies Corporate							
(d)	Financial Institutions/ Banks							
(e)	Any Others(Specify)							
	Sub Total(A)(1)	7	9928415	9928415	74.8952	74.8952	2110000	21.2521
2	Foreign							
a	Individuals (Non-Residents Individuals/ Foreign Individuals)							
b	Bodies Corporate							
c	Institutions							
d	Any Others(Specify)							
	Sub Total(A)(2)	0	0	0	0.0000	0.0000	0	
	Total Shareholding of Promoter and Promoter Group (A)= (A)(1)+(A)(2)	7	9928415	9928415	74.8952	74.8952	2110000	21.2521
(B)	Public shareholding							
1	Institutions							
(a)	Mutual Funds/ UTI	1	88824	88824	0.6700	0.6700		
(b)	Financial Institutions/ Banks	2	23333	23333	0.1760	0.1760		
(c)	Central Government/ State Government(s)							
(d)	Venture Capital Funds							
(e)	Insurance Companies							
(f)	Foreign Institutional Investor	1	5555	5555	0.0419	0.0419		
(g)	Foreign Venture Capital Investor							
(h)	Any Other (specify)							
	Sub-Total (B)(1)	4	117712	117712	0.8880	0.8880		
B 2	Non-institutions							
(a)	Bodies Corporate	393	306593	306593	2.3128	2.3128		
(b)	Individuals							
I	Individuals -i. Individual shareholders holding nominal share capital up to Rs 1 lakh	38894	2614802	2613159	19.7248	19.7248		
II	ii. Individual shareholders holding nominal share capital in excess of Rs. 1 lakh.	7	167749	167749	1.2654	1.2654		
(c)	Any Other (specify)							
(c-i)	Clearing Member	107	56710	56710	0.4278	0.4278		
(c-ii)	Foreign Nationals							
	- Non Resident Indians (Repeat)	142	36502	36502	0.2754	0.2754		
	- Non Resident Indians (Non Repeat)	51	13515	13515	0.1020	0.1020		
(c-iii)	Directors/Relatives	3	10177	10177	0.0768	0.0768		
(c-iv)	Trusts	8	4236	4236	0.0320	0.0320		
	Sub-Total (B)(2)	39605	3210284	3208641	24.2168	24.2168		
(B)	Total Public Shareholding (B)= (B)(1)+(B)(2)	39609	3327996	3326353	25.1048	25.1048		
	TOTAL (A)+(B)	39616	13256411	13254768	100.0000	100.0000		
(C)	Shares held by Custodians and against which Depository Receipts have been issued							
1	Promoter and Promoter Group							
2	Public							
	Sub-Total (C)	0	0	0	0.0000	0.0000		
	GRAND TOTAL (A)+(B)+(C)	39616	13256411	13254768	100.0000	100.0000	2110000	15.9168

Note : TOTAL FOREIGN SHAREHOLDING IS 55572 EQUITY SHARES REPRESENTING 0.419 % OF THE TOTAL EQUITY SHARE CAPITAL OF THE COMPANY. THE COMPANY HAS NOT ISSUED ANY ADR/GDR.

For, Transformers & Rectifiers (India) Ltd.


 Director




CONTINUATION SHEET

(I)(b) Statement showing holding of securities (including shares, warrants, convertible securities) of persons belonging to the category "Promoter and Promoter Group"

Sr. No.	Name of the shareholder	Details of Shares held		Encumbered shares (*)			Details of warrants		Details of convertible securities		Total shares (including underlying shares assuming full conversion of warrants and convertible securities) as a % of diluted share capital
		Number of shares held	As a % of grand total (A)+(B)+(C)	No.	As a percentage	As a % of grand total (A)+(B)+(C) of sub-clause (I)(a)	Number of warrants held	As a % total number of warrants of the same class	Number of convertible securities held	As a % total number of convertible securities of the same class	
(I)	(II)	(III)	(IV)	(V)	(VI)=(V)/(III)*100	(VII)	(VIII)	(IX)	(X)	(XI)	(XII)
1	JITENDRA UJAMSHI MAMTORA PAN NO. AEDPM1403J	8858992	66.83	2110000	23.8176	15.9168					
2	JITENDRA UJAMSHI MAMTORA (HUF) PAN NO. AABHM8021L	682931	5.15								
3	KARUNABEN JITENDRA MAMTORA PAN NO. ACJPM3039L	267736	2.02								
4	SATYEN JITENDRA MAMTORA PAN NO. ADUPM9419J	97000	0.73								
5	JANKI JITENDRA MAMTORA PAN NO. ACRPM1788Q	21364	0.16								
6	DILIP UJAMSHI MAMTORA PAN NO. AEPPM3944L	196	0.00								
7	BIPIN UJAMSHI MAMTORA PAN NO. ADXPM9766B	196	0.00								
	TOTAL	9928415	74.90	2110000	21.2521	15.9168					

(*) The term "encumbrance" has the same meaning as assigned to it in regulation 28(3) of the SAST Regulations, 2011

For, Transformers & Rectifiers (India) Ltd.



Director



CONTINUATION SHEET


(I)(c)(i) Statement showing holding of securities (including shares, warrants, convertible securities) of persons belonging to the category "Public" and holding more than 1% of the total number of shares

Sr. No.	Name of the shareholder	Number of shares held	Shares as a percentage of total number of shares {i.e., Grand Total (A)+(B)+(C) indicated in Statement at para (I)(a) above}	Details of warrants		Details of convertible securities		Total shares (including underlying shares assuming full conversion of warrants and convertible securities) as a % of diluted share capital
				Number of warrants held	As a % total number of warrants of the same class	Number of convertible securities held	% w.r.t total number of convertible securities of the same class	
1								
TOTAL		NIL	NIL	NIL	NIL	NIL	NIL	NIL

(I)(c)(ii) Statement showing holding of securities (including shares, warrants, convertible securities) of persons (together with PAC) belonging to the category "Public" and holding more than 5% of the total number of shares of the company

Sr. No.	Name(s) of the shareholder(s) and the Persons Acting in Concert (PAC) with them	Number of shares	Shares as a percentage of total number of shares {i.e., Grand Total (A)+(B)+(C) indicated in Statement at para (I)(a) above}	Details of warrants		Details of convertible securities		Total shares (including underlying shares assuming full conversion of warrants and convertible securities) as a % of diluted share capital
				Number of warrants	As a % total number of warrants of the same class	Number of convertible securities held	% w.r.t total number of convertible securities of the same class	
1								
2								
TOTAL		NIL	NIL	NIL	NIL	NIL	NIL	NIL

For, Transformers & Rectifiers (India) Ltd.


Director



CONTINUATION SHEET

(I)(d) Statement showing details of locked-in share:

Sr. No.	Name of the shareholder	Category of Shareholder (Promoters/Public)	Number of locked-in shares	Locked-in shares as a percentage of total number of shares {i.e., Grand Total (A)+(B)+(C) indicated}
1				
2				
TOTAL			NIL	NIL

(II)(a) Statement showing details of Depository Receipts (DRs)


Sr. No.	Type of outstanding DR (ADRs, GDRs, SDRs, etc.)	Number of outstanding DRs	Number of shares underlying outstanding DRs	Shares underlying outstanding DRs as a percentage of total number of shares {i.e., Grand Total (A)+(B)+(C) indicated in Statement at para (I)(a) above}
1				
2				
TOTAL		NIL	NIL	NIL

(II)(b) Statement showing holding of Depository Receipts (DRs), where underlying shares held by "promoter/promoter group" are in excess of 1% of the total number of shares

Sr. No.	Name of the DR Holder	Type of outstanding DR (ADRs, GDRs, SDRs, etc.)	Number of shares underlying outstanding DRs	Shares underlying outstanding DRs as a percentage of total number of shares {i.e., Grand Total (A)+(B)+(C) indicated in Statement at para (I)(a) above}
1				
2				
TOTAL		NIL	NIL	NIL

Date: 10/10/2013
Place: Ahmedabad

For, Transformers & Rectifiers (India) Limited


Jitendra Mamtara
Chairman & Whole-time Director