


Introductory sub-table (I)(a)			
Name of the Company: TRANSFORMERS AND RECTIFIERS (INDIA) LIMITED			
Scrip Code, Name of the scrip, class of security: NSE : TRIL, BSE : 532928, CLASS : EQUITY			
Quarter ended: 30.06.2012			
Partly paid-up shares:-	No. of partly paid-up shares	As a % of total no. of partly paid-up shares	As a % of total no. of shares of the company
Held by promoter/promoter group	Nil	Nil	Nil
Held by public	Nil	Nil	Nil
Total - D	Nil	Nil	Nil
Outstanding convertible securities:-	No. of outstanding securities	As a % of total no. of outstanding convertible securities	As a % of total no. of shares of the company, assuming full conversion of the convertible securities
Held by promoter/promoter group	Nil	Nil	Nil
Held by public	Nil	Nil	Nil
Total - E	Nil	Nil	Nil
Warrants:-	No. of warrants	As a % of total no. of warrants	As a % of total no. of shares of the company, assuming full conversion of warrants
Held by promoter/promoter group	Nil	Nil	Nil
Held by public	Nil	Nil	Nil
Total - F	Nil	Nil	Nil
Total paid-up capital of the company, assuming full conversion of warrants and convertible securities			12923611

Date: 11.7.2012

Place : Ahmedabad


For, Transformers & Rectifiers (India) Limited



Jitendra Mamtora
Chairman

Statement Showing Shareholding Pattern as on 30.06.2012


Category code	Category of Shareholder	Number of Shareholders	Table (I)(a)		Total shareholding as a percentage of total number of shares		Shares Pledged or otherwise encumbered	
			Total number of shares	Number of shares held in dematerialized form	As a percentage of (A+B) ¹	As a percentage of (A+B+C)	Number of shares	As a percentage
(I)	(II)	(III)	(IV)	(V)	(VI)	(VII)	(VIII)	(IX) = (VIII)/(IV)*100
(A)	Shareholding of Promoter and Promoter Group²							
1	Indian							
(a)	Individuals/ Hindu Undivided Family	7	9928415	9928415	76.8238	76.8239	2110000	21.2521
(b)	Central Government/ State Government(s)							
(c)	Bodies Corporate							
(d)	Financial Institutions/ Banks							
(e)	Any Others(Specify)							
	Sub Total(A)(1)	7	9928415	9928415	76.8238	76.8238	2110000	21.2521
2	Foreign							
a	Individuals (Non-Residents Individuals/ Foreign Individuals)							
b	Bodies Corporate							
c	Institutions							
d	Any Others(Specify)							
	Sub Total(A)(2)	0	0	0	0.0000	0.0000	0	0.0000
	Total Shareholding of Promoter and Promoter Group (A) = (A)(1)+(A)(2)	7	9928415	9928415	76.8238	76.8238	2110000	21.2521



TRIL @ 1232

(B)	Public shareholding							
1	Institutions							
(a)	Mutual Funds/ UTI	5	361468	361468	2.7970	2.7970		
(b)	Financial Institutions / Banks	2	21000	21000	0.1625	0.1625		
(c)	Central Government/ State Government(s)							
(d)	Venture Capital Funds							
(e)	Insurance Companies							
(f)	Foreign Institutional Investors	2	8613	8613	0.0666	0.0666		
(g)	Foreign Venture Capital Investors							
(h)	Any Other (specify)							
	Sub-Total (B)(1)	9	391081	391081	3.0261	3.0261		
B 2	Non-institutions							
(a)	Bodies Corporate	420	289232	289232	2.2380	2.2380		
(b)	Individuals							
	Individuals -i. Individual shareholders	40875	2154775	2154762	16.6732	16.6732		
	II ii. Individual shareholders holding nominal	3	71879	71879	0.5562	0.5562		
(c)	Any Other (specify)							
(c-i)	Clearing Member	119	28192	28192	0.2181	0.2181		
(c-ii)	Foreign Nationals				0.0000	0.0000		
	- Non Resident Indians (Repeat)	165	39863	39863	0.3085	0.3085		
	- Non Resident Indians (Non Repeat)	53	7199	7199	0.0557	0.0557		
(c-iii)	Directors/Relatives	2	8960	8960	0.0693	0.0693		
(c-iv)	Trusts	9	4015	4015	0.0311	0.0311		
	Sub-Total (B)(2)	41646	2604115	2604102	20.1501	20.1501		
(B)	Total Public Shareholding (B)= (B) (1)+(B)(2)	41655	2995196	2995183	23.1762	23.1762		
	TOTAL (A)+(B)	41662	12923611	12923598	100.0000	100.0000		
(C)	Shares held by Custodians and against which Depository Receipts have been issued							
1	Promoter and Promoter Group							
2	Public							
	Sub-Total (C)	0	0	0	0.0000	0.0000	0	0.0000
	GRAND TOTAL (A)+(B)+(C)	41662	12923611	12923598	100.0000	2110000	16.3267	


Note : TOTAL FOREIGN SHAREHOLDING IS 55675 EQUITY SHARES REPRESENTING 0.4308% OF THE TOTAL EQUITY SHARE CAPITAL OF THE COMPANY. THE COMPANY HAS NOT ISSUED ANY ADR/GDR.



(D)(b) Statement showing holding of securities (including shares, warrants, convertible securities) of persons belonging to the category "Promoter and Promoter Group"

Sr. No.	Name of the shareholder	Details of Shares held		Encumbered shares (*)			Details of warrants		Details of convertible securities		Total shares (including underlying shares assuming full conversion of warrants and convertible securities) as a % of diluted share capital
		Number of shares held	As a % of grand total (A)+(B)+(C)	No.	As a percentage	As a % of grand total (A)+(B)+(C) of sub-clause (I)(a)	Number of warrants held	As a % total number of warrants of the same class	Number of convertible securities held	As a % total number of convertible securities of the same class	
(I)	(II)	(III)	(IV)	(V)	(VI)=(V)/(III)*100	(VII)	(VIII)	(IX)	(X)	(XI)	(XII)
1	JITENDRA UJAMSHI MAMTORA	8858992	68.55	2110000	23.8176	16.3267					
2	JITENDRA UJAMSHI MAMTORA (HUF)	682931	5.28								
3	KARUNABEN JITENDRA MAMTORA	267736	2.07								
4	SATYEN JITENDRA MAMTORA	97000	0.75								
5	JANKI JITENDRA MAMTORA	21364	0.17								
6	DILIP UJAMSHI MAMTORA	196	0.00								
7	BIPIN UJAMSHI MAMTORA	196	0.00								
TOTAL		9928415	76.82	2110000	21.2521	16.3267					

(* The term "encumbrance" has the same meaning as assigned to it in regulation 28(3) of the SAST Regulations, 2011





(I)(c)(i) Statement showing holding of securities (including shares, warrants, convertible securities) of persons belonging to the category "Public" and holding more than 1% of the total number of shares

Sr. No.	Name of the shareholder	Number of shares held	Shares as a percentage of total number of shares {i.e., Grand Total (A)+(B)+(C) indicated in Statement at para (I)(a) above}	Details of warrants		Details of convertible securities		Total shares (including underlying shares assuming full conversion of warrants and convertible securities) as a % of diluted share
				Number of warrants held	As a % total number of warrants of the same class	Number of convertible securities held	% w.r.t total number of convertible securities of the same class	
1	FIL TRUSTEE COMPANY PRIVATE LIMITED A/C FIDELITY INDIA VALUE FUND	207431	1.6051					
2	SBI TAX ADVANTAGE FUND - SERIES I	154037	1.1919					
TOTAL		361468	2.79700					

(I)(c)(ii) Statement showing holding of securities (including shares, warrants, convertible securities) of persons (together with PAC) belonging to the category "Public" and holding more than 5% of the total number of shares of the company

Sr. No.	Name(s) of the shareholder(s) and the Persons Acting in Concert (PAC) with them	Number of shares	Shares as a percentage of total number of shares {i.e., Grand Total (A)+(B)+(C) indicated in Statement at para (I)(a) above}	Details of warrants		Details of convertible securities		Total shares (including underlying shares assuming full conversion of warrants and convertible securities) as a % of diluted share capital
				Number of warrants	As a % total number of warrants of the same class	Number of convertible securities held	% w.r.t total number of convertible securities of the same class	
1								
2								
TOTAL		NIL	NIL	NIL	NIL	NIL	NIL	NIL

