

Date: 18th January, 2016

Ref: TRIL/SECT/2015-16/NSE-BSE/COMPL/30

To, The Secretary BSE Limited Phiroze Jeejeebhoy Towers, Dalal Street, Mumbai - 400 023 Security Code : 532928	To, The Secretary National Stock Exchange of India Limited Exchange Plaza, Bandra - Kurla Complex, Bandra (E), Mumbai - 400 051 Script Code : TRIL
---	---

Dear Sir/Madam,

Sub: Shareholding Pattern under Regulation 31 of SEBI (Listing Obligations and Disclosure Requirements) Regulations, 2015 for the quarter ended on 31st December, 2015

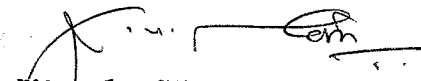
With reference to the captioned subject, please find enclosed herewith Shareholding Pattern under Regulation 31 of SEBI (Listing Obligations and Disclosure Requirements) Regulations, 2015 for the quarter ended on 31st December, 2015.

Please take the same on your record.

Thanking you,

Yours faithfully,

For Transformers and Rectifiers (India) Limited


**Jitendra Mamtora
Chairman & Whole-time Director
(DIN: 00139911)**


Encl: As above

Shareholding Pattern under Regulation 31 of SEBI (Listing Obligations and Disclosure Requirements) Regulations, 2015

1	Name of Listed Entity: Transformers And Rectifiers (India) Limited
2	Scrp Code/Name of Scrip/Class of Security: 532928
3	Share Holding Pattern Filed under: Reg. 31(1)(a)/Reg. 31(1)(b)/Reg.31(1)(c)
a.	If under 31(1)(b) then indicate the report for Quarter ending
b.	If under 31(1)(c) then indicate date of allotment/extinguishment
4	Declaration: The Listed entity is required to submit the following declaration to the extent of submission of information:-

Particulars	Yes*	No*
1 Whether the Listed Entity has issued any partly paid up shares?		No
2 Whether the Listed Entity has issued any Convertible Securities or Warrants?		No
3 Whether the Listed Entity has any shares against which depository receipts are issued?		No
4 Whether the Listed Entity has any shares in locked-in?		No
5 Whether any shares held by promoters are pledge or otherwise encumbered?	Yes	


* If the Listed Entity selects the option 'No' for the questions above, the columns for the partly paid up shares, Outstanding Convertible Securities/Warrants, depository receipts, locked-in shares, No of shares pledged or otherwise encumbered by promoters, as applicable, shall not be displayed at the time of dissemination on the Stock Exchange website. Also wherever there is 'No' declared by Listed Entity in above table the values will be considered as 'Zero' by default on submission of the format of holding of specified securities.


 For, Transformers & Rectifiers (India) Ltd.
 Director

Transformers And Rectifiers (India) Limited

Table I - Summary Statement holding of specified securities

Category	Category of shareholder	Number of shareholders	No. of fully paid up equity shares held	No. of Partly paid-up equity shares held	No. of shares underlying Depository Receipts	Total nos. shares held (VII) = (IV)+(V)+(VI)	Shareholding as a % of total shares (calculated as per SCRR, 1957)	Number of Voting Rights held in each class of securities		No. of Shares Underlying Outstanding convertible securities (including Warrants)	Shareholding, as a % assuming full conversion of convertible securities as a percentage of diluted share capital	Number of Locked in shares		Number of Shares pledged or otherwise encumbered	As a % of total Shares held(b)	Number of equity shares held in dematerialised form
								No of Voting Rights	Total as a % of (A+B+C)			No. (a)	As a % of total Shares held(b)			
														Class eg: X	Class eg: Y	(X) = (VII)+(X)
(A)	Promoter & Promoter Group	7	9928415	0	0	9928415	74.8952	0	0	0	0.0000	0	0.0000	22210000	22.2593	9928415
(B)	Public	31296	3327996	0	0	3327996	25.1048	0	0	0	0.0000	0	0.0000	17145	0.5151	3327474
(C)	Non Promoter - Non Public															
(C-1)	Shares Underlying DRs	0	0	0	0	0	0.0000	0	0	0	0.0000	0	0.0000	0	0.0000	0
(C-2)	Shares Held By Employee Trust	0	0	0	0	0	0.0000	0	0	0	0.0000	0	0.0000	0	0.0000	0
	Total	31303	13256411	0	0	13256411	100.0000	0	0	0	0.0000	0	0.0000	2227145	16.8005	13255889


 For, Transformers & Rectifiers (India) Ltd
 Director

Transformers And Rectifiers (India) Limited

Table II (I)(a)- Statement showing shareholding pattern of the Promoter and Promoter Group

Category	Category & Name of shareholders	PAN	Nos. of shareholders	No. of fully paid up equity shares held	No. of Party equity shares held	No. of shares underlying Depository Receipts	Total nos. shares held	Shareholding as a % of total no. of shares (calculated as per SCRR, 1957)	Number of Voting Rights held in each class of securities		No. of Shares Underlying Outstanding convertible securities (including dilutive Warrants (capital))	Shareholding, as a % assuming full conversion of convertible securities as a percentage of diluted share (Warrants (capital))	Number of Locked in shares		Number of Shares pledged or otherwise encumbered	Number of equity shares held in dematerialised form
									No of Voting Rights	Class eg: Total			No. (a)	As a % of total Shares held(b)		
	(i)		(iii)	(iv)	(v)	(vi)	(vii) = (iv)+(v)+(vi)	(viii) As a % of (A+B+C2)	(ix)	(x)	(xi) = (vii)+(x) As a % of (A+B+C2)	(xii)	(xiii)	(xiv)		
1	Indian Individuals / Hindu Undivided Family		7	9928415	0	0	9928415	74.8952			0	0.0000	2210000	22.2593	9928415	
(a)	Jiendra Ujamsi Mamora	AEDPM1403J	1	8858992	0	0	8858992	66.8280			0	0.0000	2210000	24.9464	8858992	
	Karunaben Jiendra Mamora	AA8HM8021L	1	682931	0	0	682931	5.1517			0	0.0000	0	0.0000	682931	
	Satven Jiendra Mamora	ADJPM3039L	1	267736	0	0	267736	2.0197			0	0.0000	0	0.0000	267736	
	Janki Jitubhai Mamora	ADJPM9419J	1	97000	0	0	97000	0.7317			0	0.0000	0	0.0000	97000	
	Bipin Ujamsi Mamora	ACRPM1789Q	1	21364	0	0	21364	0.1612			0	0.0000	0	0.0000	21364	
	Dilip Ujamsi Mamora	ADJPM9766B	1	196	0	0	196	0.0015			0	0.0000	0	0.0000	196	
	Central Government / State Government(s)	AEPPM3944L	1	196	0	0	196	0.0015			0	0.0000	0	0.0000	196	
(b)	Financial Institutions / Banks		0	0	0	0	0	0.0000			0	0.0000	0	0.0000	0	
(c)	Any Other (Specify)		0	0	0	0	0	0.0000			0	0.0000	0	0.0000	0	
(d)	Sub Total (A)1		7	9928415	0	0	9928415	74.8952			0	0.0000	2210000	22.2593	9928415	
2	Foreign Individuals (Non-Resident Individuals) / Foreign Government		0	0	0	0	0	0.0000			0	0.0000	0	0.0000	0	
(a)	Institutions		0	0	0	0	0	0.0000			0	0.0000	0	0.0000	0	
(b)	Foreign Portfolio Investor		0	0	0	0	0	0.0000			0	0.0000	0	0.0000	0	
(c)	Any Other (Specify)		0	0	0	0	0	0.0000			0	0.0000	0	0.0000	0	
(d)	Sub Total (A)2		0	0	0	0	0	0.0000			0	0.0000	0	0.0000	0	
(e)	Promoter And Promoter Group (A) = (A)1+(A)2		7	9928415	0	0	9928415	74.8952			0	0.0000	2210000	22.2593	9928415	

Details of Shares which remain unclaimed may be given hear along with details such as number of shareholders, outstanding shares held in demat/unclaimed suspense account, voting rights which are frozen etc.

Note:

(1) PAN would not be displayed on website of Stock Exchange(s)

(2) The term 'Encumbrance' has the same meaning as assigned under regulation 28(3) of SEBI (Substantial Acquisition of Shares and Takeovers) Regulations, 2009.



 Director

Table III - Statement showing shareholding pattern of the Public shareholder

Category & Name of Shareholders	PAN	Nos. of shareholders	No. of fully paid up equity shares held	No. of Partly paid up equity shares held	No. of shares underlying Depository Receipts	Total nos. shares held (VII) = (IV) + (V) + (VI)	Shareholding as a % of total no. of shares (calculated as per SCRR, 1957)	No. of Voting Rights			No. of Shares Underlying convertible securities (including Warrants)	% assuming full conversion of convertible securities (as a percentage of diluted share capital)	Number of Locked in shares		Number of Shares pledged or otherwise		Number of equity shares held in dematerialised form
								Total as a % of (A+B+C)					No. (a)	As a % of total Shares held(b)	No. (a)	As a % of total Shares held(b)	
								Class eg: X	Class eg: Y	Total							
1 Institutions																	
(a) Mutual Fund			444811	0	0	444811	3.3554	0	0	0	0	0.0000	0	0.0000	0	0.0000	444811
Hdfc Trustee Company Limited - Hdfc Infrastructure Fund	AAATH1809A		444811	0	0	444811	3.3554	0	0	0	0	0.0000	0	0.0000	0	0.0000	444811
(b) Venture Capital Funds			0	0	0	0	0.0000	0	0	0	0	0.0000	0	0.0000	0	0.0000	0
(c) Alternative Investment Funds			0	0	0	0	0.0000	0	0	0	0	0.0000	0	0.0000	0	0.0000	0
Foreign Venture Capital Investors			0	0	0	0	0.0000	0	0	0	0	0.0000	0	0.0000	0	0.0000	0
(d) Foreign Portfolio Investors			0	0	0	0	0.0000	0	0	0	0	0.0000	0	0.0000	0	0.0000	0
(e) Financial Institutions / Banks			1111	0	0	1111	0.0084	0	0	0	0	0.0000	0	0.0000	0	0.0000	1111
(f) Insurance Companies			0	0	0	0	0.0000	0	0	0	0	0.0000	0	0.0000	0	0.0000	0
(g) Provident Funds/ Pension Funds			0	0	0	0	0.0000	0	0	0	0	0.0000	0	0.0000	0	0.0000	0
(h) Any Other (Specify)			1000	0	0	1000	0.0075	0	0	0	0	0.0000	0	0.0000	0	0.0000	1000
Foreign Institutional Investors			1000	0	0	1000	0.0075	0	0	0	0	0.0000	0	0.0000	0	0.0000	1000
Sub Total (B)(1)			446922	0	0	446922	3.3714	0	0	0	0	0.0000	0	0.0000	0	0.0000	446922
Central Government/ State Government(s)/ President of India			0	0	0	0	0.0000	0	0	0	0	0.0000	0	0.0000	0	0.0000	0
2 India			0	0	0	0	0.0000	0	0	0	0	0.0000	0	0.0000	0	0.0000	0
Sub Total (B)(2)			0	0	0	0	0.0000	0	0	0	0	0.0000	0	0.0000	0	0.0000	0
3 Non-Institutions			0	0	0	0	0.0000	0	0	0	0	0.0000	0	0.0000	0	0.0000	0
(a) Individuals holding nominal share capital up to Rs. 2 lakhs.			2284827	0	0	2284827	17.0848	0	0	0	0	0.0000	0	0.0000	10829	0.4781	2284305
Individual shareholding in excess of Rs. 2 lakhs.			110000	0	0	110000	0.8298	0	0	0	0	0.0000	0	0.0000	0	0.0000	110000
(b) NBFIs registered with RB			0	0	0	0	0.0000	0	0	0	0	0.0000	0	0.0000	0	0.0000	0
(c) Employee Trusts			0	0	0	0	0.0000	0	0	0	0	0.0000	0	0.0000	0	0.0000	0
Overseas Depositor(s) holding DRs) (balancing figure)			0	0	0	0	0.0000	0	0	0	0	0.0000	0	0.0000	0	0.0000	0
(e) Any Other (Specify)			506247	0	0	506247	3.8189	0	0	0	0	0.0000	0	0.0000	6316	1.2476	506247
Trusts			254	0	0	254	0.0019	0	0	0	0	0.0000	0	0.0000	0	0.0000	254
Hindu Undivided Family			164517	0	0	164517	1.2410	0	0	0	0	0.0000	0	0.0000	0	0.0000	164517
Non Resident Indians (Non Report)			25280	0	0	25280	0.1907	0	0	0	0	0.0000	0	0.0000	0	0.0000	25280
Non Resident Indians (Repeat)			69338	0	0	69338	0.5231	0	0	0	0	0.0000	0	0.0000	0	0.0000	69338
Individuals / Hindu Undivided Family			0	0	0	0	0.0000	0	0	0	0	0.0000	0	0.0000	0	0.0000	0
Clearing Member			54038	0	0	54038	0.4076	0	0	0	0	0.0000	0	0.0000	0	0.0000	54038
Bodies Corporate			192820	0	0	192820	1.4545	0	0	0	0	0.0000	0	0.0000	137	0.0711	192820
Sub Total (B)(3)			2881074	0	0	2881074	21.7334	0	0	0	0	0.0000	0	0.0000	17145	0.5951	2880552
Total Public Shareholding (B) = (B)(1)+(B)(2)+(B)(3)			3327996	0	0	3327996	25.1048	0	0	0	0	0.0000	0	0.0000	17145	0.5152	3327474

Details of the shareholders acting as persons in Concert including their Shareholding (No. and % Details of Shares which remain unclaimed may be given hear along with details such as number of shareholders, outstanding shares held in demat/unclaimed suspense account, voting rights which are frozen Note:

(1) PAN would not be displayed on website of Stock Exchange(s)

(2) The above format needs to be disclosed along with the name of following persons: institutions/Non institutions holding more than 1% of total number of shares & Rectifiers (India) Ltd

(3) W.r.t. the information pertaining to Depository Receipts, the same may be disclosed in the respective columns to the extent information available and the balance to be disclosed as held by custodian


Director

Transformers And Rectifiers (India) Limited
Table IV - Statement showing shareholding pattern of the Non Promoter- Non Public shareholder

Category & Name of shareholders	PAN	Nos. of shareholders	No. of fully paid up equity shares held	No. of Party paid-up equity shares held	No. of shares underlying Depository Receipts	Total nos. shares held	Shareholding as a % of total no. of shares (calculated as per SCRR, 1957)	Number of Voting Rights held in each class of securities			No. of Shares Underlying Outstanding convertible securities (including Warrants)	Shareholding assuming full conversion of convertible securities (as a percentage of diluted share capital)	Number of Locked in shares		Number of Shares pledged or otherwise encumbered		Number of equity shares held in dematerialised form
								No of Voting Rights		No. (a)			As a % of total Shares held(b)	No. (a)	As a % of total Shares held(b)		
								Class eg: X	Class eg: Y							Total	
(I)	(II)	(III)	(IV)	(V)	(VI)	(VII) = (IV)+(V)+(VI)	(VIII) As a % of (A+B+C2)	(IX)	(X)	(XI) = (VII)+(X) As a % of (A+B+C2)	(XII)	(XIII)	(XIV)				
1 Custodian/DR Holder		0	0	0	0	0	0.0000	0	0	0.0000	0	0.0000	0	0.0000	0	0.0000	0
Employee Benefit Trust (under SEBI (Share based Employee Benefit) Regulations, 2014)		0	0	0	0	0	0.0000	0	0	0.0000	0	0.0000	0	0.0000	0	0.0000	0
2 Total Non-Promoter- Non Public Shareholding (C) = (C1)+(C2)		0	0	0	0	0	0.0000	0	0	0.0000	0	0.0000	0	0.0000	0	0.0000	0

Note:

- (1) PAN would not be displayed on website of Stock Exchange(s).
- (2) The above format needs to disclose name of all holders holding more than 1% of total number of shares
- (3) W.r.t. the information pertaining to Depository Receipts, the same may be disclosed in the respective columns to the extent information available.

For, **Transformers & Rectifiers (India) Ltd**

 Director