


Introductory sub-table (I)(a)			
Name of the Company: TRANSFORMERS AND RECTIFIERS (INDIA) LIMITED			
Scrip Code, Name of the scrip, class of security: NSE : TRIL, BSE : 532928, CLASS : EQUITY			
Quarter ended: 30.06.2014			
Partly paid-up shares:-	No. of partly paid-up shares	As a % of total no. of partly paid-up shares	As a % of total no. of shares of the company
Held by promoter/promoter group	Nil	Nil	Nil
Held by public	Nil	Nil	Nil
Total	Nil	Nil	Nil
Outstanding convertible securities:-	No. of outstanding securities	As a % of total no. of outstanding convertible securities	As a % of total no. of shares of the company, assuming full conversion of the convertible securities
Held by promoter/promoter group	Nil	Nil	Nil
Held by public	Nil	Nil	Nil
Total	Nil	Nil	Nil
Warrants:-	No. of warrants	As a % of total no. of warrants	As a % of total no. of shares of the company, assuming full conversion of warrants
Held by promoter/promoter group	Nil	Nil	Nil
Held by public	Nil	Nil	Nil
Total	Nil	Nil	Nil
Total paid-up capital of the company, assuming full conversion of warrants and convertible securities	13256411		100%
Date: 08.07.2014 Place : Ahmedabad		For, Transformers & Rectifiers (India) Limited  Satyen Mamtara Managing Director (DIN No.: 00139984)	

CONTINUATION SHEET

Statement Showing Shareholding Pattern as on 30.06.2014								
Category code	Category of Shareholder	Number of Shareholders	Table I(a)		Total shareholding as a percentage of total number of shares		Shares Pledged or otherwise encumbered	
			Total number of shares	Number of shares held in dematerialized form	As a percentage of (A+B) ¹	As a percentage of (A+B+C)	Number of shares	As a percentage
			(IV)	(V)	(VI)	(VII)	(VIII)	(IX) = (VIII)/(IV)*100
(A)	Shareholding of Promoter and Promoter Group ²							
1	Indian							
(a)	Individuals/ Hindu Undivided Family	7	9928415	9928415	74.8952	74.8952	2110000	21.2521
(b)	Central Government/ State Government(s)							
(c)	Bodies Corporate							
(d)	Financial Institutions/ Bank							
(e)	Any Others(Specify)							
	Sub Total(A)(1)	7	9928415	9928415	74.8952	74.8952	2110000	21.2521
2	Foreign							
a	Individuals (Non-Residents Individuals/ Foreign Individuals)							
b	Bodies Corporate							
c	Institutions							
d	Qualified Foreign Investor							
e	Any Others(Specify)							
	Sub Total(A)(2)	0	0	0	0.0000	0.0000	0	
	Total Shareholding of Promoter and Promoter Group (A)= (A)(1)+(A)(2)	7	9928415	9928415	74.8952	74.8952	2110000	21.2521
(B)	Public shareholding							
1	Institutions							
(a)	Mutual Funds/ UTI	1	302544	302544	2.2822	2.2822		
(b)	Financial Institutions/ Banks	1	1111	1111	0.0084	0.0084		
(c)	Central Government/ State Government(s)							
(d)	Venture Capital Funds							
(e)	Insurance Companies							
(f)	Foreign Institutional Investor							
(g)	Foreign Venture Capital Investor							
(h)	Qualified Foreign Investor							
(i)	Any Other (specify)							
	Sub-Total (B)(1)	2	303655	303655	2.2906	2.2906		
B 2	Non-institutions							
(a)	Bodies Corporate	339	213607	213607	1.6113	1.6113		
(b)	Individuals							
I	i. Individual shareholders holding nominal share capital up to Rs 1 lakh	35443	2427499	2426967	18.3119	18.3119		
II	ii. Individual shareholders holding nominal share capital in excess of Rs. 1 lakh.	8	217174	217174	1.6383	1.6383		
(c)	Any Other (specify)							
(c-i)	Clearing Member	189	78514	78514	0.5923	0.5923		
(c-ii)	Foreign Nationals							
	- Non Resident Indians (Repeat)	141	55443	55443	0.4182	0.4182		
	- Non Resident Indians (Non Repeat)	50	18801	18801	0.1418	0.1418		
(c-iii)	Directors/Relatives	3	10177	10177	0.0768	0.0768		
(c-iv)	Trusts	5	3126	3126	0.0236	0.0236		
(d)	Qualified Foreign Investor							
	Sub-Total (B)(2)	36178	3024341	3023809	22.8142	22.8142		
(B)	Total Public Shareholding (B)= (B)(1)+(B)(2)	36180	3327996	3327464	25.1048	25.1048		
	TOTAL (A)+(B)	36187	13256411	13255879	100.0000	100.0000		
(C)	Shares held by Custodians and against which Depository Receipts have been issued							
1	Promoter and Promoter Group							
2	Public							
	Sub-Total (C)	0	0	0	0.0000	0.0000		
	GRAND TOTAL (A)+(B)+(C)	36187	13256411	13255879	100.0000	100.0000	2110000	15.9168

Note : TOTAL FOREIGN SHAREHOLDING IS 74244 EQUITY SHARES REPRESENTING 0.56 % OF THE TOTAL EQUITY SHARE CAPITAL OF THE COMPANY. THE COMPANY HAS NOT ISSUED ANY ADR/GDR.

For, Transformers & Rectifiers (India) Ltd

Director



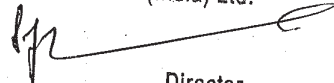
CONTINUATION SHEET

(D)(b) Statement showing holding of securities (including shares, warrants, convertible securities) of persons belonging to the category "Promoter and Promoter Group"

Sr. No.	Name of the shareholder	Details of Shares held		Encumbered shares (*)			Details of warrants		Details of convertible securities		Total shares (including underlying shares assuming full conversion of warrants and convertible securities) as a % of diluted share capital
		Number of shares held	As a % of grand total (A)+(B)+(C)	No.	As a percentage	As a % of grand total (A)+(B)+(C) of sub-clause (I)(a)	Number of warrants held	As a % total number of warrants of the same class	Number of convertible securities held	As a % total number of convertible securities of the same class	
(I)	(II)	(III)	(IV)	(V)	(VI)=(V)/(III)*100	(VII)	(VIII)	(IX)	(X)	(XI)	(XII)
1	JITENDRA UJAMSHI MAMTORA PAN NO. AEDPM1403J	8858992	66.83	2110000	23.8176	15.9168					
2	JITENDRA UJAMSHI MAMTORA (HUF) PAN NO. AABHM8021L	682931	5.15								
3	KARUNABEN JITENDRA MAMTORA PAN NO. ACJPM3039L	267736	2.02								
4	SATYEN JITENDRA MAMTORA PAN NO. ADUPM9419J	97000	0.73								
5	JANKI JITENDRA MAMTORA PAN NO. ACRPM1788Q	21364	0.16								
6	DILIP UJAMSHI MAMTORA PAN NO. AEPPM3944L	196	0.00								
7	BIPIN UJAMSHI MAMTORA PAN NO. ADXPM9766B	196	0.00								
	TOTAL	9928415	74.90	2110000	21.2521	15.9168					

(*) The term "encumbrance" has the same meaning as assigned to it in regulation 28(3) of the SAST Regulations, 2011

For, Transformers & Rectifiers (India) Ltd.


Director



CONTINUATION SHEET

(I)(c)(i) Statement showing holding of securities (including shares, warrants, convertible securities) of persons belonging to the category "Public" and holding more than 1% of the total number of shares

Sr. No.	Name of the shareholder	Number of shares held	Shares as a percentage of total number of shares {i.e., Grand Total (A)+(B)+(C) indicated in Statement at para (I)(a) above}	Details of warrants		Details of convertible securities		Total shares (including underlying shares assuming full conversion of warrants and convertible securities) as a % of diluted share capital
				Number of warrants held	As a % total number of warrants of the same class	Number of convertible securities held	% w.r.t total number of convertible securities of the same class	
1	HDFC TRUSTEE COMPANY LIMITED - HDFC INFRASTRUCTURE FUND	302544	2.28					
TOTAL		302544	2.28	NIL	NIL	NIL	NIL	NIL

(I)(c)(ii) Statement showing holding of securities (including shares, warrants, convertible securities) of persons (together with PAC) belonging to the category "Public" and holding more than 5% of the total number of shares of the company

Sr. No.	Name(s) of the shareholder(s) and the Persons Acting in Concert (PAC) with them	Number of shares	Shares as a percentage of total number of shares {i.e., Grand Total (A)+(B)+(C) indicated in Statement at para (I)(a) above}	Details of warrants		Details of convertible securities		Total shares (including underlying shares assuming full conversion of warrants and convertible securities) as a % of diluted share capital
				Number of warrants	As a % total number of warrants of the same class	Number of convertible securities held	% w.r.t total number of convertible securities of the same class	
1								
2								
TOTAL		NIL	NIL	NIL	NIL	NIL	NIL	NIL

For, Transformers & Rectifiers (India) Ltd.

Director



CONTINUATION SHEET

(I)(d) Statement showing details of locked-in shares

Sr. No.	Name of the shareholder	Category of Shareholder (Promoters/Public)	Number of locked-in shares	Locked-in shares as a percentage of total number of shares {i.e., Grand Total (A)+(B)+(C) indicated in Statement at para (I)(a) above}
1				
2				
TOTAL			NIL	NIL

(II)(a) Statement showing details of Depository Receipts (DRs)


Sr. No.	Type of outstanding DR (ADRs, GDRs, SDRs, etc.)	Number of outstanding DRs	Number of shares underlying outstanding DRs	Shares underlying outstanding DRs as a percentage of total number of shares {i.e., Grand Total (A)+(B)+(C) indicated in Statement at para (I)(a) above}
1				
2				
TOTAL		NIL	NIL	NIL

(II)(b) Statement showing holding of Depository Receipts (DRs), where underlying shares held by "promoter/promoter group" are in excess of 1% of the total number of shares

Sr. No.	Name of the DR Holder	Type of outstanding DR (ADRs, GDRs, SDRs, etc.)	Number of shares underlying outstanding DRs	Shares underlying outstanding DRs as a percentage of total number of shares {i.e., Grand Total (A)+(B)+(C) indicated in Statement at para (I)(a) above}
1				
2				
TOTAL		NIL	NIL	NIL

Date: 08/07/2014
Place: Ahmedabad

For, Transformers & Rectifiers (India) Limited


Satyen Mamtara
Managing Director
(DIN No.: 00139984)