


**INDEPENDENT AUDITOR'S REPORT****TO THE MEMBERS OF SAVAS ENGINEERING COMPANY PRIVATE LIMITED****Report on the Audit of the Standalone IND AS Financial Statements****Opinion**

We have audited the accompanying standalone IND AS financial statements of **SAVAS ENGINEERING COMPANY PRIVATE LIMITED** (the "Company"), which comprise the Balance Sheet as at March 31, 2022, the Statement of Profit and Loss (including Other Comprehensive Income), the Statement of Changes in Equity and the Statement of Cash Flows for the year ended on that date and a summary of significant accounting policies and other explanatory information (hereinafter referred to as the "standalone financial statements").

In our opinion and to the best of our information and according to the explanations given to us, the aforesaid standalone financial statements give the information required by the Companies Act, 2013 (the "Act") in the manner so required and give a true and fair view in conformity with the Indian Accounting Standards prescribed under section 133 of the Act read with the Companies (Indian Accounting Standards) Rules, 2015, as amended, ("Ind AS") and other accounting principles generally accepted in India, of the state of affairs of the Company as at March 31, 2022 and its profit, total comprehensive income, changes in equity and its cash flows for the year ended on that date.

Basis for Opinion

We conducted our audit in accordance with the Standards on Auditing ("SA's") specified under section 143(10) of the Act. Our responsibilities under those Standards are further described in the Auditor's Responsibilities for the Audit of the Standalone Financial Statements section of our report. We are independent of the Company in accordance with the Code of Ethics issued by the Institute of Chartered



Accountants of India ("ICAI") together with the ethical requirements that are relevant to our audit of the standalone financial statements under the provisions of the Act and the Rules made thereunder, and we have fulfilled our other ethical responsibilities in accordance with these requirements and the ICAI's Code of Ethics. We believe that the audit evidence obtained by us is sufficient and appropriate to provide a basis for our audit opinion on the standalone IND AS financial statements.

Information Other than the Financial Statements and Auditor's Report Thereon


The Company's Board of Directors is responsible for the other information. The other information comprises the information included in the Annual Report, but does not include the standalone IND AS financial statements and our auditor's report thereon.

Our opinion on the standalone IND AS financial statements does not cover the other information and we do not express any form of assurance conclusion thereon.

In connection with our audit of the standalone IND AS financial statements, our responsibility is to read the other information and, in doing so, consider whether the other information is materially inconsistent with the standalone financial statements or our knowledge obtained during the course of our audit or otherwise appears to be materially misstated. If, based on the work we have performed, we conclude that there is a material misstatement of this other information, we are required to report that fact. We have nothing to report in this regard.

Responsibilities of Management and Those Charged with Governance for the Standalone IND AS Financial Statements

The Company's Board of Directors is responsible for the matters stated in section 134(5) of the Act with respect to the preparation of these standalone IND AS financial statements that give a true and fair view of the financial position, financial performance, including other comprehensive income, changes in equity and cash flows of the Company in accordance with the IND AS and other accounting principles generally accepted in India. This responsibility also includes maintenance of adequate accounting records in accordance with the provisions of the Act for



safeguarding the assets of the Company and for preventing and detecting frauds and other irregularities; selection and application of appropriate accounting policies; making judgments and estimates that are reasonable and prudent; and design, implementation and maintenance of adequate internal financial controls, that were operating effectively for ensuring the accuracy and completeness of the accounting records, relevant to the preparation and presentation of the standalone IND AS financial statements that give a true and fair view and are free from material misstatement, whether due to fraud or error.

In preparing the standalone IND AS financial statements, management is responsible for assessing the Company's ability to continue as a going concern, disclosing, as applicable, matters related to going concern and using the going concern basis of accounting unless management either intends to liquidate the Company or to cease operations, or has no realistic alternative but to do so.

The Board of Directors is also responsible for overseeing the Company's financial reporting process.


Auditor's Responsibilities for the Audit of the Standalone IND AS Financial Statements

Our objectives are to obtain reasonable assurance about whether the standalone IND AS financial statements as a whole are free from material misstatement, whether due to fraud or error, and to issue an auditor's report that includes our opinion. Reasonable assurance is a high level of assurance, but is not a guarantee that an audit conducted in accordance with SAs will always detect a material misstatement when it exists. Misstatements can arise from fraud or error and are considered material if, individually or in the aggregate, they could reasonably be expected to influence the economic decisions of users taken on the basis of these standalone IND AS financial statements.

As part of an audit in accordance with SAs, we exercise professional judgment and maintain professional scepticism throughout the audit. We also:



- Identify and assess the risks of material misstatement of the standalone financial statements, whether due to fraud or error, design and perform audit procedures responsive to those risks, and obtain audit evidence that is sufficient and appropriate to provide a basis for our opinion. The risk of not detecting a material misstatement resulting from fraud is higher than for one resulting from error, as fraud may involve collusion, forgery, intentional omissions, misrepresentations, or the override of internal control.
- Obtain an understanding of internal financial control relevant to the audit in order to design audit procedures that are appropriate in the circumstances. Under section 143(3)(i) of the Act, we are also responsible for expressing our opinion on whether the Company has adequate internal financial controls system in place and the operating effectiveness of such controls.
- Evaluate the appropriateness of accounting policies used and the reasonableness of accounting estimates and related disclosures made by the management.
- Conclude on the appropriateness of management's use of the going concern basis of accounting and, based on the audit evidence obtained, whether a material uncertainty exists related to events or conditions that may cast significant doubt on the Company's ability to continue as a going concern. If we conclude that a material uncertainty exists, we are required to draw attention in our auditor's report to the related disclosures in the standalone financial statements or, if such disclosures are inadequate, to modify our opinion. Our conclusions are based on the audit evidence obtained up to the date of our auditor's report. However, future events or conditions may cause the Company to cease to continue as a going concern.
- Evaluate the overall presentation, structure and content of the standalone IND AS financial statements, including the disclosures, and whether the standalone IND AS financial statements represent the underlying transactions and events in a manner that achieves fair presentation.



We communicate with those charged with governance regarding, among other matters, the planned scope and timing of the audit and significant audit findings, including any significant deficiencies in internal control that we identify during our audit.

We also provide those charged with governance with a statement that we have complied with relevant ethical requirements regarding independence, and to communicate with them all relationships and other matters that may reasonably be thought to bear on our independence, and where applicable, related safeguards.

Report on Other Legal and Regulatory Requirements


1. As required by the Companies (Auditor's Report) Order, 2020 (the "Order") issued by the Central Government in terms of Section 143(11) of the Act, we give in "**Annexure A**" a statement on the matters specified in paragraphs 3 and 4 of the Order.
2. As required by Section 143(3) of the Act, based on our audit we report that:
 - a) We have sought and obtained all the information and explanations which to the best of our knowledge and belief were necessary for the purposes of our audit.
 - b) In our opinion, proper books of account as required by law have been kept by the Company so far as it appears from our examination of those books.
 - c) The standalone Balance Sheet, the standalone Statement of Profit and Loss including Other Comprehensive Income, standalone Statement of Changes in Equity and the standalone Statement of Cash Flows dealt with by this Report are in agreement with the books of account.



- d) In our opinion, the aforesaid standalone financial statements comply with the IND AS specified under Section 133 of the Act.
- e) On the basis of the written representations received from the directors as on March 31, 2022 taken on record by the Board of Directors, none of the directors is disqualified as on March 31, 2022 from being appointed as a director in terms of Section 164(2) of the Act.
- f) With respect to the adequacy of the internal financial controls over financial reporting of the Company and the operating effectiveness of such controls, refer to our separate Report in "**Annexure B**". Our report expresses an unmodified opinion on the adequacy and operating effectiveness of the Company's internal financial controls over financial reporting.
- g) With respect to the other matters to be included in the Auditor's Report in accordance with Rule 11 of the Companies (Audit and Auditors) Rules, 2014, as amended, in our opinion and to the best of our information and according to the explanations given to us
- (i) The Company has disclosed the impact of pending litigations on its financial position in the standalone Ind AS Financial Statements (Refer Note No 31 to the Standalone Ind AS Financial Statements.)
- (ii) The Company did not have any long term contracts including derivative contracts for which there were any material foreseeable losses
- (iii) There has been no delay in transferring amounts, required to be transferred, to the Investor Education and Protection Fund by the Company.



- (iv) (a) The Management has represented that, to the best of its knowledge and belief, no funds (which are material either individually or in the aggregate) have been advanced or loaned or invested (either from borrowed funds or share premium or any other sources or kind of funds) by the Company to or in any other person or entity, including foreign entity ("Intermediaries"), with the understanding, whether recorded in writing or otherwise, that the Intermediary shall, whether, directly or indirectly lend or invest in other persons or entities identified in any manner whatsoever by or on behalf of the Company ("Ultimate Beneficiaries") or provide any guarantee, security or the like on behalf of the Ultimate Beneficiaries;
- (b) The Management has represented, that, to the best of its knowledge and belief, no funds (which are material either individually or in the aggregate) have been received by the Company from any person or entity, including foreign entity ("Funding Parties"), with the understanding, whether recorded in writing or otherwise, that the Company shall, whether, directly or indirectly, lend or invest in other persons or entities identified in any manner whatsoever by or on behalf of the Funding Party ("Ultimate Beneficiaries") or provide any guarantee, security or the like on behalf of the Ultimate Beneficiaries;
- c) Based on the audit procedures that have been considered reasonable and appropriate in the circumstances, nothing has come to our notice that has caused us to believe that the representations under sub-clause (i) and (ii) of Rule 11(e), as provided under (a) and (b) above, contain any material misstatement.



- (v) The company has not declared and paid any Interim dividend nor has proposed any final dividend during the previous year, and hence the question of Compliance and applicability of Section 123 of the Companies Act does not arise.

For, Parikh & Majmudar

Chartered Accountants


FRN - 107525W

UDIN: 22040230AIVDTJ3107

Place: Ahmedabad

Date: 10-05-2022




C.A (Dr) Hiten M. Parikh
Partner

Membership No. 40230


ANNEXURE 'A' TO THE INDEPENDENT AUDITOR'S REPORT

(Referred to in paragraph 1 under 'Report on Other Legal and Regulatory Requirements' section of our report to the Members of **SAVAS ENGINEERING COMPANY PRIVATE LIMITED** of even date)

With reference to the Annexure A, referred to in the Independent Auditors Report to the members of the Company on the Standalone IND AS financial statements for the year ended on 31st March 2022 , we report following :

i.

- (a) (A) The Company has maintained proper records showing full particulars, including quantitative details and situation of Property, Plant and Equipment.
- (B) The Company has maintained proper records showing full particulars of intangible assets.
- (b) According to the information and explanations given to us, the property, plant and equipment are physically verified in a phased manner by the management during the year , which, in our opinion is reasonable having regard to the size of the Company and nature of its assets. No material discrepancies were noticed on such verification.
- (c) According to the information and explanations given to us and on the basis of our examination of the records of the Company, the title deeds of immovable properties other than the self constructed property are held in the name of the Company.
- (d) According to the information and explanations given to us and on the basis of our examination of the records of the Company, the Company has not revalued any of its Property, Plant and Equipment and intangible assets during the year.



- (e) According to the information and explanations given to us and on the basis of our examination of the records of the Company, No proceedings have been initiated during the year or are pending against the Company as at March 31, 2022 for holding any benami property under the Benami Transactions (Prohibition) Act, 1988 (as amended in 2016) and rules made thereunder.
- ii. (a) As explained to us, the inventories have been physically verified by the management at reasonable intervals during the year other than for stock lying with third parties. In our opinion the frequency of verification is reasonable and the coverage and procedure of such verification by the management is appropriate. As explained to us, there were no discrepancies of 10% or more in aggregate for each class on physical verification of inventory as compared to the book records.
- (b) The Company has been sanctioned working capital limits (including fund based and non fund based limits) in excess of Rs. Five crores in aggregate from a bank on the basis of security of the current assets. *Revised Quarterly returns or statements filed by the company with such bank are in agreement with the books of accounts of the company.*
- iii. According to the information and explanations given to us and on the basis of our examination of the records of the Company, the Company has not made investments in, provided any guarantee or security or granted any loans or advances in nature of loans, secured or unsecured to companies, firms, limited liability partnerships or any other parties. Accordingly, clause 3(iii) (a), (c),(d),(e) and (f) of the order are not applicable.
- iv. According to the information and explanations given to us and on the basis of our examination of the records of the Company, the company has not made any investment or given guarantee or security during the year under review. Accordingly clause 3(iv) of the order is not applicable.



- v. The Company has not accepted any deposits from the public during the year under review. Accordingly, clause 3(v) of the Order is not applicable.
- vi. As explained to us, the Central Government has not prescribed the maintenance of Cost records under sub section (1) of section 148 of the companies Act, 2013. Accordingly, clause (vi) of the Order is not applicable.
- vii.
 - (a) The company does not have liability in respect of Service Tax, Duty of excise, Sales tax and value added tax during the year since effective 1st July 2017, these statutory dues has been subsumed in to Goods & Service Tax.

According to the information and explanations given to us and on the basis of our examination of the records of the Company, amounts deducted/ accrued in the books of account in respect of undisputed statutory dues including provident fund, ESIC, income-tax, duty of customs, Goods & Service Tax, cess and other material statutory dues have generally been regularly deposited during the year by the Company with the appropriate authorities.

According to the information and explanations given to us, no undisputed amounts payable in respect of provident fund, ESIC, income tax, duty of customs, Goods & Service Tax, cess and other material statutory dues were in arrears as at 31st March 2022 for a period of more than six months from the date it became payable.

- (b) According to the information and explanations given to us, there are no material dues of Income tax, sales tax , Goods & Service Tax, service tax and value added tax which have not been deposited with the appropriate authorities on account of any dispute.




- viii. According to the information and explanations given to us and on the basis of our examination of the records of the Company, there were no transactions relating to previously unrecorded income that have been surrendered or disclosed as income during the year in the tax assessments under the Income Tax Act, 1961 (43 of 1961).
- ix. (a) According to information & explanations given to us, the company has not defaulted in repayment of loans or borrowings or in the payment of interest to Banks and financial institutions. The company does not have any borrowings from debenture holders or Government.
- (b) According to the information and explanations given to us and on the basis of our examination of the records of the Company, the Company has not been declared wilful defaulter by any bank or financial institution or government or any government authority
- (c) In our opinion and according to the information and explanations given to us by the management, term loans obtained during the year by the company have been applied for the purposes for which they were obtained.
- (d) According to the information and explanations given to us and on an overall examination of the financial statements of the Company, funds raised on short-term basis have, prima facie, not been used during the year for long-term purposes by the Company.
- (e) According to the information and explanations given to us, the company does not have subsidiaries, associates or joint ventures. Accordingly, clause 3(ix)(e) of the Order is not applicable.
- (f) According to the information and explanations given to us, The company does not have subsidiaries, associates or joint ventures. Accordingly, clause 3(ix)(f) of the Order is not applicable.



- x. (a) The Company has not raised moneys by way of initial public offer or further public offer (including debt instruments) during the year. Accordingly, clause 3(x)(a) of the Order is not applicable.
- (b) According to the information and explanations given to us and on the basis of our examination of the records of the Company, the Company has not made any preferential allotment or private placement of shares or convertible debentures (fully or partly or optionally) during the year. Accordingly, clause 3(x)(b) of the Order is not applicable.
- xi. (a) According to the information and explanations given to us, no fraud by the Company or on the Company by its officers or employees has been noticed or reported during the course of our audit.
- (b) According to the information and explanations given to us, no report under sub-section (12) of section 143 of the Companies Act has been filed in Form ADT - 4 as prescribed under rule 13 of Companies (Audit and Auditors) Rules, 2014 with the Central Government, during the year and upto the date of this report.
- (c) As represented by the management, there are no whistle blower complaints received by the company during the year.
- xii. In our opinion and according to the information and explanations given to us, the Company is not a Nidhi Company. Accordingly, clause 3(xii) of the Order is not required.
- xiii. According to the information and explanations given to us and based on our examination of the records of the Company, transactions with the related parties are in compliance with sections 177 and 188 of the Act where applicable and details of such transactions have been disclosed in the financial statements as required by the applicable accounting standards.



- xiv. (a) In our opinion and based on our examination , the company does not have an internal audit system and is not required to have an internal audit system as per provisions of the Companies Act,2013.
- (b) Based on information and explanations provided to us, The company is not required to appoint internal auditor as per section 138 of the Companies Act, 2013. Accordingly, clause 3(xiv) of the order is not applicable.
- xv. According to the information and explanations given to us and based on our examination of the records of the Company, the Company has not entered into non-cash transactions with directors or persons connected with him. Accordingly, paragraph 3(xv) of the Order is not applicable.
- xvi. (a) The Company is not required to be registered under section 45-IA of the Reserve Bank of India Act, 1934. Accordingly, 3(xvi)(a) and 3(xvi)(b) of the Order are not applicable.
- (b) The Company is not a Core Investment Company (CIC) as defined in the regulations made by the Reserve bank of India. Accordingly, 3(xvi)(c) of the Order is not applicable.
- (c) According to the information and explanations provided to us during the course of audit, the Group does not have any CICs.
- xvii. The Company has not incurred cash losses during the financial year covered by our audit and the immediately preceding financial year.
- xviii. There has been no resignation of the statutory auditors of the Company during the year. Accordingly, 3(xviii) of the Order is not applicable.
- xix. According to the information and explanations given to us, On the basis of the financial ratios, ageing and expected dates of realisation of financial assets and payment of financial liabilities, other information accompanying the financial statements and our knowledge of the Board of Directors and



Management plans and based on our examination of the evidence supporting the assumptions, nothing has come to our attention, which causes us to believe that any material uncertainty exists as on the date of the audit report indicating that Company is not capable of meeting its liabilities existing at the date of balance sheet as and when they fall due within a period of one year from the balance sheet date. We, however, state that this is not an assurance as to the future viability of the Company. We further state that our reporting is based on the facts up to the date of the audit report and we neither give any guarantee nor any assurance that all liabilities falling due within a period of one year from the balance sheet date, will get discharged by the Company as and when they fall due.

- xx. According to the information and explanations given to us by the management, the Corporate Social Responsibility (CSR) is not applicable to the company. Accordingly, clause 3(xx)(a) and (b) of the Order are not applicable.



Place: Ahmedabad

Date: 10-05-2022

For Parikh & Majmudar

Chartered Accountants

FR No. 107525W

UDIN: 22040230AIVDTJ3107


C.A (Dr) Hiten M. Parikh
Partner

Membership No. 40230

ANNEXURE “B” TO THE INDEPENDENT AUDITOR’S REPORT
(Referred to in paragraph 1(f) under ‘Report on Other Legal and Regulatory Requirements’ section of our report to the Members of SAVAS ENGINEERING COMPANY PRIVATE LIMITED of even date)

Report on the Internal Financial Controls Over Financial Reporting under Clause (i) of sub-section 3 of Section 143 of the Companies Act, 2013 (the “Act”)


We have audited the internal financial controls over financial reporting of **SAVAS ENGINEERING COMPANY PRIVATE LIMITED** (the “Company”) as of March 31, 2022 in conjunction with our audit of the standalone IND AS financial statements of the Company for the year ended on that date.

Management’s Responsibility for Internal Financial Controls

The Management of the Company is responsible for establishing and maintaining internal financial controls based on the internal control over financial reporting criteria established by the Company considering the essential components of internal control stated in the Guidance Note on Audit of Internal Financial Controls Over Financial Reporting issued by the Institute of Chartered Accountants of India (the “ICAI”). These responsibilities include the design, implementation and maintenance of adequate internal financial controls that were operating effectively for ensuring the orderly and efficient conduct of its business, including adherence to company’s policies, the safeguarding of its assets, the prevention and detection of frauds and errors, the accuracy and completeness of the accounting records, and the timely preparation of reliable financial information, as required under the Act.

Auditor’s Responsibility

Our responsibility is to express an opinion on the Company’s internal financial controls over financial reporting of the Company based on our audit. We conducted our audit in accordance with the Guidance Note on Audit of Internal Financial Controls Over Financial Reporting (the “Guidance Note”) issued by the ICAI and the



Standards on Auditing prescribed under Section 143(10) of the Companies Act, 2013, to the extent applicable to an audit of internal financial controls. Those Standards and the Guidance Note require that we comply with ethical requirements and plan and perform the audit to obtain reasonable assurance about whether adequate internal financial controls over financial reporting was established and maintained and if such controls operated effectively in all material respects.

Our audit involves performing procedures to obtain audit evidence about the adequacy of the internal financial controls system over financial reporting and their operating effectiveness. Our audit of internal financial controls over financial reporting included obtaining an understanding of internal financial controls over financial reporting, assessing the risk that a material weakness exists, and testing and evaluating the design and operating effectiveness of internal control based on the assessed risk. The procedures selected depend on the auditor's judgement, including the assessment of the risks of material misstatement of the financial statements, whether due to fraud or error.

We believe that the audit evidence we have obtained, is sufficient and appropriate to provide a basis for our audit opinion on the Company's internal financial controls system over financial reporting.

Meaning of Internal Financial Controls over Financial Reporting

A company's internal financial control over financial reporting is a process designed to provide reasonable assurance regarding the reliability of financial reporting and the preparation of financial statements for external purposes in accordance with generally accepted accounting principles. A company's internal financial control over financial reporting includes those policies and procedures that (1) pertain to the maintenance of records that, in reasonable detail, accurately and fairly reflect the transactions and dispositions of the assets of the company; (2) provide reasonable assurance that transactions are recorded as necessary to permit preparation of financial statements in accordance with generally accepted accounting principles, and that receipts and expenditures of the company are being made only in accordance with authorisations of management and directors of the company; and (3) provide reasonable assurance regarding prevention or timely detection of



unauthorised acquisition, use, or disposition of the company's assets that could have a material effect on the financial statements.

Inherent Limitations of Internal Financial Controls over Financial Reporting

Because of the inherent limitations of internal financial controls over financial reporting, including the possibility of collusion or improper management override of controls, material misstatements due to error or fraud may occur and not be detected. Also, projections of any evaluation of the internal financial controls over financial reporting to future periods are subject to the risk that the internal financial control over financial reporting may become inadequate because of changes in conditions, or that the degree of compliance with the policies or procedures may deteriorate.

Opinion

In our opinion, to the best of our information and according to the explanations given to us, the Company has, in all material respects, an adequate internal financial controls system over financial reporting and such internal financial controls over financial reporting were operating effectively as at March 31, 2022, based on the criteria for internal financial control over financial reporting established by the Company considering the essential components of internal control stated in the Guidance Note on Audit of Internal Financial Controls Over Financial Reporting issued by the ICAI.



Place: Ahmedabad

Date: 10-05-2022

For Parikh & Majmudar

Chartered Accountants

FRN - 107525W

UDIN: 22040230AIVDTJ3107

C.A (Dr.) Hiten M. Parikh

Partner

Membership No. 40230


| Particulars | Note | (Rs. In Lakhs) | |
|--|------|------------------------|------------------------|
| | | As at 31st Mar 2022 | As at 31st Mar 2021 |
| ASSETS | | | |
| (1) Non-current Assets | | | |
| (a) Property, Plant and Equipment | 2 | 1,051.94 | 1,080.58 |
| (b) Capital work-in-progress | 2 | | |
| (c) Intangible Assets | 2 | 83.22 | 0.01 |
| (d) Financial Assets | | | |
| (i) Loans | 3 | 16.26 | 15.90 |
| (ii) Trade Receivables | 4 | 14.36 | 22.53 |
| (iii) Other Financial Assets | 5 | 32.11 | 37.62 |
| (e) Deferred Tax Assets | 6 | 71.32 | 94.09 |
| (f) Other Non Current Assets | 7 | 21.25 | 113 |
| (2) Current Assets | | | |
| Investment | | | |
| (a) Inventories | 8 | 1,167.86 | 1,350.09 |
| (b) Financial Assets | | | |
| (i) Trade receivables | 9 | 1,178.17 | 422.46 |
| (ii) Cash and cash equivalents | 10 | 0.45 | 0.48 |
| (iii) Bank Balance other than (iii) above | 11 | 10.10 | 4.79 |
| (vi) Loans | 12 | 0.40 | 0.84 |
| (v) Other Financial Assets | 13 | 2.00 | 6.26 |
| (d) Other current assets | 14 | 52.39 | 67.41 |
| TOTAL | | 3,701.84 | 3,216.53 |
| EQUITY AND LIABILITIES | | | |
| Equity | | | |
| (a) Equity Share Capital | 15 | 19.05 | 19.05 |
| (b) Other Equity | 16 | 359.97 | 342.94 |
| Liabilities | | | |
| (1) Non-current liabilities | | | |
| (a) Financial Liabilities | | | |
| (i) Borrowings | 17 | 521.61 | 580.45 |
| (ii) Lease Liabilities | | | |
| (b) Provisions | 18 | 13.42 | 14.05 |
| (2) Current liabilities | | | |
| (a) Financial Liabilities | | | |
| (i) Borrowings | 19 | 361.57 | 366.84 |
| (ii) Lease Liabilities | | | |
| (iii) Trade Payables | 20 | | |
| i)Due to Micro & Small Enterprises | | 15.16 | 15.59 |
| ii)Due to other than Micro & Small Enterprises | | 1,077.26 | 715.95 |
| (vi) Other Financial Liabilities | 21 | 3.69 | 2.98 |
| (b) Other Current Liabilities | 22 | 1,328.06 | 1,157.95 |
| (c) Current Tax Liabilities (Net) | 23 | 1.31 | - |
| (d) Short Term Provisions | 24 | 0.75 | 0.73 |
| TOTAL | | 3,701.84 | 3,216.53 |

The accompanying notes are an integral part of the Financial Statement.

As per our attached report of even date

For Parikh and Majumdar
Chartered Accountants
Registration No : FRN 107525W
UDIN: 220402301VDTJ3107

CA DR. Hiten Parikh
Partner
M. No 040230
Date: 10th May, 2022
Place: Ahmedabad



For and on behalf of the Board

Savas Engineering Company Private Limited

Sunil Jain
Director
DIN : 01732987
Date: 10th May, 2022
Place: Ahmedabad

Mahendra Vyas
Director
DIN : 0797484

Standalone Statemet of Profit and Loss for the Year ended on 31st March, 2022

| Particulars | Note | (Rs. In Lakhs) | |
|---|------|--------------------------------|--------------------------------|
| | | Year Ended on 31st Mar 2022 | Year Ended on 31st Mar 2021 |
| Revenue From Operations | 25 | 3,678.18 | 1,526 |
| Other Income | 26 | 3.41 | 85.66 |
| Total Income (I) | | 3,681.59 | 1,611.44 |
| Expenses: | | | |
| Cost of Raw Materials Consumed | 27 | 2,281.38 | 1,148.47 |
| Changes in Inventories of Finished Goods and Process Stock | 28 | 257.95 | (238.56) |
| Employee Benefits Expenses | 29 | 128.61 | 110.44 |
| Finance Cost | 30 | 266.07 | 121.00 |
| Depreciation & Amortization Expenses | 2 | 59.53 | 54.95 |
| Other Expenses | 31 | 649.39 | 421.90 |
| Total Expenses (II) | | 3,642.93 | 1,618.21 |
| Profit/(Loss) Before Tax III (I-II) | | 38.65 | (6.76) |
| Tax Expenses: | | | |
| (1) Current Tax | | 5.70 | - |
| (2) Deferred Tax | | 23.07 | 11.33 |
| (3) Short/(Excess) Provision of Taxation of Earlier Years | | 3.24 | 5.60 |
| Profit/(Loss) for the Year | | 6.65 | (12.49) |
| Other comprehensive income (OCI) X | | | |
| A(i) Items that will not be reclassified to profit or loss | | (1.17) | (0.31) |
| (ii) Income tax relating to items that will notbe reclassified to profit or loss | | 0.30 | 0.08 |
| B (i) Items that will be reclassified to profit or loss | | | |
| (ii) Income tax relating to items that will be reclassified to profit or loss | | | |
| Total Other Comprehensive Income | | (0.86) | (0.23) |
| Total Comprehensive Income for the period (Comprising Profit and Other Comprehensive Income for the period) | | 5.78 | (12.72) |
| Earning Per Equity Share: | | | |
| (1) Basic | | 3.49 | (6.56) |
| (2) Diluted | | 3.49 | (6.56) |
| Face Value per Share | | 10.00 | 10.00 |


The accompanying notes are an integral part of the Financial Statement.

As per our attached report of even date

For and on behalf of the Board

For Parikh and Majumdar
Chartered Accountants
Registration No : FRN 107525W
UDIN: 22040230AIVDTJ3107

CA DR. Hiten Parikh
Partner
M. No 040230
Date: 10th May, 2022
Place : Ahmedabad



Savas Engineering Company Private Limited

Sumit Jain
Director
DIN : 01732987
Date: 10th May, 2022
Place : Ahmedabad

Mahendra Vyas
Director
DIN : 0797484

Savas Engineering Company Private Limited
Standalone statement of Cash Flow for the year ended on 31st March, 2022

| | | (Rs. in Lakhs) | |
|---|---|-----------------|-----------------|
| Particular | | As At | |
| | | 31st March 2022 | 31st March 2021 |
| (A) | Cash Flow from Operating Activities | | |
| | Profit before Tax | 37.49 | (7.07) |
| | Adjustments for : | | |
| | Depreciation | 59.53 | 54.95 |
| | Finance Expense | 266.07 | 121.00 |
| | Indas Adjustment | 11.25 | 5.64 |
| | Loss/(Profit) on Sales of fixed assets | - | - |
| | Interest Income | (3.07) | (3.61) |
| | Operating Profit before Working Capital Changes | 333.78 | 177.98 |
| | | 371.27 | 170.91 |
| | Adjustment for: | | |
| | Operating Liabilities | 472.24 | 41.52 |
| | Trade receivables | (755.72) | 206.84 |
| | Other receivables | 19.72 | 7.64 |
| | Inventories | 182.23 | (284.92) |
| | Cash Generated from/(used in) Operations | (81.53) | (28.93) |
| | Direct Taxes paid /Payable | 289.74 | 141.99 |
| | | (7.63) | 5.60 |
| | Cash Flow Before Extraordinary Items | (7.63) | 5.60 |
| | Extraordinary Items | 282.10 | 147.59 |
| | Net Cash Generated from/(used in) Operating Activities (A) | 282.10 | 147.59 |
| (B) | Cash Flow from Investing Activities | | |
| | Purchase of Fixed Assets | (114.10) | (41.02) |
| | Sale of fixed assets | - | - |
| | Changes on account of non current assets | 105.54 | (24.34) |
| | Interest Received | 3.07 | 3.61 |
| | Net Cash Generated from/(used in) Investing Activities (B) | (5.49) | (61.74) |
| | | (5.49) | (61.74) |
| (C) | Cash Flow from Financing Activities | | |
| | Proceeds (Net) from Bank borrowings for WC Facilities | (5.27) | 6.84 |
| | Interest Paid | (266.07) | (121.00) |
| | Net Cash Generated from/(used in) Financing Activities (C) | (271.34) | (114.16) |
| (D) | Net Increase/(Decrease) in Cash & Cash Equivalents (A +B+C) | 5.27 | (28.32) |
| (E) | Cash and Cash Equivalents -Opening Balance | 5.28 | 33.60 |
| (F) | Cash and Cash Equivalents -Closing Balance (D+E) | 10.55 | 5.28 |
| | | | |
| Note : | | As At | As At |
| 1) Cash and Cash Equivalents | | 31st March 2022 | 31st March 2021 |
| a) Cash on hand | | 0.22 | 0.35 |
| b) Balance with Banks in Current account | | | |
| c) Balance with Banks in Margin Money account | | 10.33 | 4.92 |
| Cash and Cash Equivalents | | 10.55 | 5.28 |

Note :

1) Cash and Cash Equivalents

a) Cash on hand

b) Balance with Banks in Current account

c) Balance with Banks in Margin Money account


Cash and Cash Equivalents

For and on behalf of the Board

For Parikh and Majumdar
Chartered Accountants
Registration No : FRN 107525W
UDIN-22040230AIVDTJ13107

CA DR. Hitesh Parikh
Partner
M. No. 040230

Place : Ahmedabad
Date: 10th May, 2022



Savas Engineering Company Private Limited

Sunil Jain
Director
DIN : 01732987

Place : Ahmedabad
Date: 10th May, 2022

Mahendra Vyasa
Director
DIN : 00797484

Savas Engineering Company Private Limited
59.Standalone Statement of Changes in Equity for the year ended 31st March 2022

(A) Equity Share Capital

| Particulars | Amount |
|--|-----------|
| Balance as at 1st April 2020 | 19,05,000 |
| Changes during the year | - |
| Balance as at 31st March 2021 | 19,05,000 |
| Changes during the year - Issued during the period | - |
| Balance as at 31st March 2022 | 19,05,000 |

(B) Other Equity

| Particulars | Reserves and Surplus | | | | Equity Instrument through OCI | Total |
|---|----------------------|-----------------|----------------------------------|--|-------------------------------|--------|
| | Securities Premium | General Reserve | Capital Reserve on Consolidation | Deemed Capital Contribution from Holding Company | Retained Earnings | |
| Balance as at 1st April 2020 | 362.57 | 27.50 | 329.93 | 28.24 | (397.13) | 350.02 |
| Profit for the year | - | - | - | - | (12.49) | -12.49 |
| Remeasurement of defined benefit plans (net of tax) | - | - | - | - | (0.23) | (0.23) |
| Reversal of Non Controlling Interest/ pre acquisition reserve | - | - | - | 5.64 | - | 5.64 |
| Other Adjustment | - | - | - | - | - | - |
| Other Comprehensive Income for the Year | - | - | - | - | - | - |
| Balance as at 31st March 2021 | 362.57 | 27.50 | 329.93 | 33.88 | (409.62) | 342.94 |
| Profit for the year | - | - | - | - | 6.65 | 6.65 |
| Remeasurement of defined benefit plans (net of tax) | - | - | - | - | (0.86) | (0.86) |
| Other Adjustment | - | - | - | 11.25 | - | 11.25 |
| Other Comprehensive Income for the Year | - | - | - | - | - | - |
| Interim dividend during the year | - | - | - | - | - | - |
| Interim dividend distribution tax paid during the year | - | - | - | - | - | - |
| Balance as at 31st March 2022 | 362.57 | 27.50 | 329.93 | 45.13 | (402.98) | 359.97 |

For Parikh and Majumdar
Chartered Accountants
Registration No : FRN 107525W
UDIN: 2040230AIVDT12107

CA DR. Nitin Parikh
Partner
M. No. 440230

Place : Ahmedabad
Date: 10th May, 2022



For and on behalf of the Board

Savas Engineering Company Private Limited

[Signature]
Sunil Jain
Director
DIN : 01732987

[Signature]
Mahendra Vyas
Director
DIN : 00797484

Place : Ahmedabad
Date: 10th May, 2022

SIGNIFICANT ACCOUNTING POLICIES

DISCLOSURE OF ACCOUNTING POLICIES

1. CORPORATE INFORMATION:

Savas Engineering Company (Pvt.) Ltd., (hereinafter referred to as "Savas" or "The Company") is situated at Changodar, Radhe Industrial Estate, Ahmedabad (India). The company develops customised solutions for applications involving vacuum processes for heavy duty insulation. The engineered product range includes Vapour Phase Drying, Vacuum Drying Autoclaves, Oil Treatment Systems, etc.

2. BASIS OF PREPARATION OF FINANCIAL STATEMENTS

A) Basis of preparation and compliance with Ind AS

These Financial Statements have been prepared in accordance with Ind AS notified under the Companies (Indian Accounting Standards) Rules, 2015 (as amended).

B) Basis of measurement

The Financial Statements have been prepared on the historical cost convention on accrual basis except for certain financial instruments that are measured at fair values at the end of each reporting period, as explained in the accounting policies below:-

Historical cost is generally based on the fair value of the consideration given in exchange for goods and services.

The operating cycle is the time between the acquisition of assets for processing and their realisation in cash and cash equivalents. The Company has identified twelve months as its operating cycle. Accordingly, all assets and liabilities have been classified as current or non-current as per the Company's operating cycle and other criteria set out in Ind AS 1 – 'Presentation of Financial Statements' and Schedule III to the Companies Act, 2013.

The Financial Statements have been presented in Indian Rupees (INR), which is also the functional currency. All values are rounded off to the nearest two decimal lacs, unless otherwise indicated.

Fair value measurement

A fair value measurement of a non-financial asset takes into account a market participant's ability to generate economic benefits by using the asset in its highest and best use or by selling it to another market participant that would use the asset in its highest and best use.



The Company uses valuation techniques that are appropriate in the circumstances and for which sufficient data are available to measure fair value, maximizing the use of relevant observable inputs and minimizing the use of unobservable inputs.

All assets and liabilities for which fair value is measured or disclosed in the financial statements are categorized within the fair value hierarchy, described as follows, based on the lowest level input that is significant to the fair value measurement as a whole:

Level 1 — Quoted (unadjusted) market prices in active markets for identical assets or liabilities

Level 2 — Valuation techniques for which the lowest level input that is significant to the fair value measurement is directly or indirectly observable

Level 3 — Valuation techniques for which the lowest level input that is significant to the fair value measurement is unobservable

For the purpose of fair value disclosures, the Company has determined classes of assets and liabilities on the basis of the nature, characteristics and risks of the asset or liability and the level of the fair value hierarchy as explained above.

C) Functional and presentation currency

These Ind AS Financial Statements are prepared in Indian Rupee which is the Company's functional currency.


All financial information presented in Rupees has been presented in Rs in lakhs.

3. Recent Accounting Pronouncements

All the Indian Accounting Standards issued and notified by the Ministry of Corporate Affairs Under The Companies (Indian Accounting Standards) Rules, 2015 (as amended) till the financial statements are authorized have been considered in preparing these financial statements. The Ministry of Corporate Affairs ("MCA") through Companies (Indian Accounting Standards) Amendment Rules, 2022 has notified certain amendments to existing Ind ASs. They shall come into force on April 1, 2022 and therefore, the company shall apply the same with effect from that date.

(a) Amendments:

Several Indian Accounting Standards have been amended on various issues with effect from April 1, 2022.



The following amendments are relevant to the Company:

- (i) Ind AS 37 "Provisions, Contingent Liabilities and Contingent Assets" - The cost of fulfilling a contract includes not only incremental costs but also other allocable costs that relate directly to fulfilling the contract.

The above amendment and clarifications below are not expected to have any material effect on the Company's financial statements.

(b) Clarifications (Effective retrospectively):

- (i) Ind AS 16 "Property, Plant and Equipment" - Net sale proceeds of items produced over the cost of testing, if any, shall not be recognised in the profit or loss but deducted from the directly attributable costs considered as part of cost of an item of property, plant, and equipment.

None of these amendments have any material effect on the financial statements.

4. SIGNIFICANT ACCOUNTING POLICIES

The Company has applied following accounting policies to all periods presented in the Ind AS Financial Statement.


a) Revenue Recognition

Revenue arising from sale of products is recognized when the significant risks and rewards of ownership have passed to the buyer, which is at the point of transfer of custody to customers, and the amount of revenue can be measured reliably and it is probable that the economic benefits associated with the transaction will flow to the Company.

Revenue from services is recognized when the outcome of services can be estimated reliably and it is probable that the economic benefits associated with rendering of services will flow to the Company, and the amount of revenue can be measured reliably.

Interest income from financial assets is recognized at the effective interest rate applicable on initial recognition.

Export incentives are accrued in the year when the right to receive credit is established in respect of exports made and are accounted to the extent there is no significant uncertainty about the measurability and ultimate realization/ utilization of such benefits/ duty credit.



b) Property, Plant and Equipment

a. *Property, plant and equipment [PPE]*

Under Ind AS 16, if the entity adopts the revaluation model, items of PPE whose fair value can be measured reliably are carried at a revalued amount, which is their fair value at the revaluation date less any subsequent accumulated depreciation and accumulated impairment losses. Ind AS 113 *Fair Value Measurement* is used to arrive at the fair value of the PPE. Though Ind AS does not mandate use of valuation professionals for arriving at fair value; in practice, entities obtain their help for arriving at fair value.

If an item of PPE is revalued, the entire class of PPE to which that asset belongs should be revalued. Ind AS 16 does not allow any pick and choose from a class of PPE for revaluation purposes. A class of PPE is a grouping of assets of similar nature and use in an entity's operations.

Hence all PPE, except Land are stated at original cost (net of tax/duty credit availed) less accumulated depreciation and impairment losses except freehold land which is carried at cost. Cost includes cost of acquisition, construction and installation, taxes, duties, freight, other incidental expenses relating to the acquisition, trail run expenses (net of revenue) and pre-operative expenses including attributable borrowing costs incurred during pre-operational period.

Expenditure incurred after the property, plant and equipment have been put into operation, such as repairs and maintenance, are normally charged to the statements of profit and loss in the period in which the costs are incurred. Major inspection and overhaul expenditure is capitalized if the recognition criteria are met. Thus the policy of the company is that subsequent costs are included in the asset's carrying amount or recognized as separate asset, as appropriate, only when it is probable that the future economic benefits associated with the items will flow to the entity and the cost of the same can be measured reliably.

When significant parts of plant and equipment are required to be replaced at intervals, the Company depreciates them separately based on their specific useful lives. Likewise, when a major inspection is performed, its cost is recognized in the carrying amount of the plant and equipment as a replacement if the recognition criteria are satisfied. All other repair and maintenance costs are recognized in the statement of profit and loss as incurred.

Gains and losses on disposal of an item of property, plant and equipment are determined by comparing the proceeds from disposal with the carrying amount of property, plant and equipment, and are recognized net within other income/other expenses in statement of profit and loss.



An item of property, plant and equipment and any significant part initially recognized is derecognized upon disposal or when no future economic benefits are expected from its use or disposal. Any gain or loss arising on derecognition of the asset (calculated as the difference between the net disposal proceeds and the carrying amount of the asset) is included in the statement of profit and loss, when the asset is derecognized.

The residual values, useful lives and methods of depreciation of property, plant and equipment are reviewed at each financial year end and adjusted prospectively, if appropriate.

b. Capital work in progress

Assets in the course of construction are capitalized in capital work in progress account. At the point when an asset is capable of operating in the manner intended by management, the cost of construction is transferred to the appropriate category of property, plant and equipment. Costs associated with the commissioning of an asset are capitalized when the asset is available for use but incapable of operating at normal levels until the period of commissioning has been completed. Revenue generated from production during the trial period is credited to capital work in progress.

c. Depreciation

Assets in the course of development or construction and freehold land are not depreciated.

Other property, plant and equipment are stated at cost less accumulated depreciation and any provision for impairment. Depreciation commences when the assets are ready for their intended use.

Depreciation is calculated on the depreciable amount, which is the cost of an asset less its residual value. Depreciation is provided at rates calculated to write off the cost, less estimated residual value, of each asset on a straight line value basis over its useful life (as per Schedule II of Companies Act,2013), as follows:

The estimated useful lives of assets are as follows:

| | |
|---|------------|
| <input type="checkbox"/> Buildings | 30 years |
| <input type="checkbox"/> Plant and equipments | 15 years |
| <input type="checkbox"/> Furniture and fixtures | 10 years |
| <input type="checkbox"/> | |
| <input type="checkbox"/> Vehicles | 8-10 years |
| <input type="checkbox"/> Office equipments | 5 years |
| <input type="checkbox"/> Computers | 3 years |



Major inspection and overhaul costs are depreciated over the estimated life of the economic benefit derived from such costs. The carrying amount of the remaining previous overhaul cost is charged to the statement of profit and loss if the next overhaul is undertaken earlier than the previously estimated life of the economic benefit.

When significant spare parts of an item of property, plant and equipment have different useful lives, they are accounted for as separate items (major components) of property, plant and equipment.

Depreciation methods, useful lives and residual values are reviewed at each financial year end and changes in estimates, if any, are accounted for prospectively.

c) Intangible assets

Intangible assets acquired are measured on initial recognition at cost. Following initial recognition, intangible assets are carried at cost less any accumulated amortization and accumulated impairment losses.

The useful lives of intangible assets are assessed as either finite or indefinite. The Company currently does not have any intangible assets with indefinite useful life. Intangible assets are amortized over the useful economic life and assessed for impairment whenever there is an indication that the intangible asset may be impaired. The amortization period and the amortization method for an intangible asset are reviewed at least at the end of each reporting period. Changes in the expected useful life or the expected pattern of consumption of future economic benefits embodied in the asset are considered to modify the amortization period or method, as appropriate, and are treated as changes in accounting estimates. The amortization expense on intangible assets is recognized in the statement of profit and loss unless such expenditure forms part of carrying value of another asset.

Gains or losses arising from derecognition of an intangible asset are measured as the difference between the net disposal proceeds and the carrying amount of the asset and are recognized in the statement of profit and loss when the asset is derecognized.

In the year under review, there is only one intangible – computer software – for which the management has estimated a useful life of 3-5 years and the same is amortized on straight-line basis.

d) Financial instruments

• Financial Assets:

The company classifies its financial assets as those to be measured subsequently at fair value (either through other comprehensive income, or through profit or loss), and those to be measured at amortised cost.



Trade Receivables represents receivables for goods sold by the company upto to the end of the financial year. The amounts are generally unsecured and are usually received as per the terms of payment agreed with the customers. The amounts are presented as current assets where receivable is due within 12 months from the reporting date. They are recognized initially and subsequent measured at amortized cost.

The company assesses the expected credit losses associated with its assets carried at amortized cost. Trade receivables are impaired using the lifetime expected credit loss model under simplified approach. The Company uses a provision matrix to determine the impairment loss allowance based on its historically observed default rates over expected life of trade receivables and is adjusted for forward looking estimates. At every reporting date, the provision for such impairment loss allowance is determined and updated and the same is deducted from Trade Receivables with corresponding charge/credit to profit and loss.

A financial asset is derecognized only when the company has transferred the rights to receive cash flows from the financial asset, or when it has transferred substantially all the risks and rewards of the asset, or when it has transferred the control of the asset.

- Financial Liabilities

Borrowings are initially recognized and subsequently measured at amortized cost, net of transaction costs incurred. The transaction costs is amortized over the period of borrowings using the effective interest method in Capital Work in Progress upto the commencement of related plant, property and Equipment and subsequently under finance costs in profit and loss account.

Borrowings are removed from balance sheet when the obligations specified in the contract is discharged, cancelled or expired.

Borrowings are classified as current liabilities unless the company has an unconditional right to defer settlement of the liability for at least 12 months after the reporting period.

Trade payables represent liabilities for goods and services provided to the company upto the end of the financial year. The amounts are unsecured and are usually paid as per the terms of payment agreed with the vendors. The amounts are presented as current liabilities unless payment is not due within 12 months after the reporting period. They are recognized initially and subsequently measured at amortized cost.

Financial assets and financial liabilities are offset and the net amount is reported in the balance sheet if there is a currently enforceable legal right to offset the recognized amounts and there is an intention to settle on a net basis, to realize the assets and settle the liabilities simultaneously.

- Equity



Equity shares are classified as equity .

Provision is made for the amount of any dividend declared and dividend distribution tax thereon, being appropriately authorized and no longer at the discretion of the entity on or before the end of the reporting period but not distributed at the end of the reporting period.

e) Foreign Exchange Transactions

Transactions in currencies other than the Company's functional currency (foreign currencies) are recognised at the rates of exchange prevailing at the dates of the transactions. At the end of each reporting period, monetary items denominated in foreign currencies are translated using mean exchange rate prevailing on the last day of the reporting period.

Non monetary items which are carried in terms of historical cost denominated in a foreign currency are reported using the exchange rate at the date of transaction.

Exchange differences on monetary items are recognised in the Statement of Profit and Loss in the period in which they arise.

f) Borrowing Costs

Borrowing costs directly attributable to the acquisition, construction or production of an asset that necessarily takes a substantial period of time to get ready for its intended use or sale are capitalized as part of the cost of the asset. All other borrowing costs are expensed in the period in which they occur. Borrowing costs consist of interest and other costs that an entity incurs in connection with the borrowing of funds. Borrowing cost also includes exchange differences if any, to the extent regarded as an adjustment to the borrowing costs.

Investment income earned on temporary investment of specific borrowings pending their expenditure on qualifying assets is deducted from the borrowings costs eligible for capitalisation.

g) Impairment of Non-financial assets

The Company reviews the carrying amount of its tangible and intangible assets Property, Plant and Equipment (including Capital Works in Progress) of a "Cash Generating Unit" (CGU) at an interval of 3 years to determine whether there is any indication that those assets have suffered an impairment loss. If any such indication exists, the recoverable amount of the asset is estimated in order to determine the extent of the impairment loss (if any). When it is not possible to estimate the recoverable amount of an individual asset, the Company estimates the recoverable amount of the cash-generating unit to which the asset belongs.



Recoverable amount is the higher of fair value less costs of disposal and value in use. In assessing value in use, the estimated future cash flows are discounted to their present value using a pre-tax discount rate that reflects current market assessments of the time value of money and the risks specific to the asset for which the estimates of future cash flows have not been adjusted.

If the recoverable amount of an asset (or cash-generating unit) is estimated to be less than its carrying amount, the carrying amount of the asset (or cash-generating unit) is reduced to its recoverable amount. An impairment loss is recognised immediately in the Statement of Profit and Loss.

An assessment is made at an interval of 3 years to see if there are any indications that impairment losses recognized earlier may no longer exist or may have come down. The impairment loss is reversed, if there has been a change in the estimates used to determine the asset's recoverable amount since the previous impairment loss was recognized. If it is so, the carrying amount of the asset is increased to the lower of its recoverable amount and the carrying amount that have been determined, net of depreciation, had no impairment loss been recognized for the asset in prior years. After a reversal, the depreciation charge is adjusted in future periods to allocate the asset's revised carrying amount, less any residual value, on a systematic basis over its remaining useful life. Reversals of Impairment loss are recognized in the Statement of Profit and Loss.

h) Inventories

Inventories are valued at the lower of cost and net realisable value except scrap and by products which are valued at net realisable value.

Costs incurred in bringing the inventory to its present location and conditions are accounted for as follows:

☐ Raw materials: cost includes cost of purchase and other costs incurred in bringing the inventories to their present location and condition. Cost is determined on weighted average basis. In transit goods are valued at invoice price.

☐ Work in progress: cost includes cost of direct materials and labour and a proportion of manufacturing overheads based on the normal operating capacity, but excluding borrowing costs. Cost is determined on weighted average basis.

Finished Goods : At cost or Net Realisable which ever is lower

Net realisable value is the estimated selling price in the ordinary course of business, less estimated costs of completion and the estimated costs necessary to make the sale.



Obsolete inventories are identified and written down to net realisable value. Slow moving and defective inventories are identified and provided to net realisable value.

i) Accounting For Taxes On Income:

Tax expenses comprise of current tax and deferred tax including applicable surcharge and cess.

Current Income tax is computed using the tax effect accounting method, where taxes are accrued in the same period in which the related revenue and expenses arise. A provision is made for income tax annually, based on the tax liability computed, after considering tax allowances and exemptions. Provisions are recorded when it is estimated that a liability due to disallowances or other matters is probable.

Deferred tax is provided using the balance sheet approach on temporary differences at the reporting date between the tax bases of assets and liabilities and their carrying amounts for financial reporting purposes at the reporting date. Deferred tax liabilities are recognized for all taxable temporary differences. Deferred tax assets are recognized for all deductible temporary differences, the carry forward of unused tax credits and any unused tax losses. Deferred tax assets are recognized to the extent that it is probable that taxable profits against which the deductible temporary differences, and the carry forward unused tax credits and unused tax losses can be utilised.

The carrying amount of deferred tax assets is reviewed at each reporting date and reduced to the extent that it is no longer probable that sufficient taxable profit will be available to allow all or part of the deferred tax assets to be utilised. Unrecognised deferred tax assets are reassessed at each reporting date and are recognized to the extent that it is become probable that future taxable profits will allow the deferred tax asset to be recovered. Deferred tax assets and liabilities are measured at the tax rates that are expected to apply in the year when the asset is realized or the liability is settled, based on the tax rates and tax laws that have been enacted or substantively enacted at the reporting date.

Deferred tax is recognized in the statement of profit and loss, except to the extent that it relates to items recognized in other comprehensive income. As such, deferred tax is also recognized in other comprehensive income.

Deferred Tax Assets and Deferred Tax Liabilities are offset, if a legally enforceable right exists to set off current tax assets against current tax liabilities and the Deferred Tax Assets and Deferred Tax Liabilities relate to taxes on income levied by same governing taxation laws.

j) Employee benefit schemes

(i) Short Term Employee Benefits

Short-term employee benefits expected to be paid in exchange for the services rendered by employees are recognized undiscounted during the period



employee renders services. These benefits include salaries, wages, bonus, performance incentives etc.

(ii) Defined Contribution Plan

The Company's contributions paid / payable for the year to Provident Fund are recognized based on the undiscounted amount of obligation to the Statement of profit and loss.

(iii) Defined Benefit Plan

Defined retirement benefit plans comprising of gratuity and leave encashment are recognized based on the present value of defined benefit obligation which is computed using the projected unit credit method, with actuarial valuations being carried out at the end of each annual reporting period.

Re measurement, comprising actuarial gains and losses, the effect of the changes to the asset ceiling (if applicable) and the return on plan assets (excluding net interest as defined above), are recognized in other comprehensive income as permitted in the period in which they occur and are not subsequently reclassified to profit or loss.

The retirement benefit obligation recognized in the Financial Statements represents the actual deficit or surplus in the Company's defined benefit plans. Any surplus resulting from this calculation is limited to the present value of any economic benefits available in the form of reductions in future contributions to the plans.

(iv) Other Long Term Employee Benefits

Other long term employee benefit comprises of leave encashment towards un-availed leave and Compensated absences, these are recognized based on the present value of defined obligation which is computed using the projected unit credit method, with actuarial valuations being carried out at the end of each annual reporting period.

Remeasurement of leave encashment towards un-availed leave and compensated absences are recognized in the statement of profit and loss in the period in which they occur.

k) Provision for liabilities and charges, Contingent liabilities and contingent assets

The assessments undertaken in recognizing provisions and contingencies have been made in accordance with the applicable Ind AS.

Provisions represent liabilities to the Company for which the amount or timing is uncertain. Provisions are recognized when the Company has a present obligation (legal or constructive), as a result of past events, and it is probable



that an outflow of resources, that can be reliably estimated, will be required to settle such an obligation. If the effect of the time value of money is material, provisions are determined by discounting the expected future cash flows to net present value using an appropriate pre-tax discount rate that reflects current market assessments of the time value of money and, where appropriate, the risks specific to the liability. Unwinding of the discount is recognized in the statement of profit and loss as a finance cost. Provisions are reviewed at each reporting date and are adjusted to reflect the current best estimate.

Contingent assets are not recognized but disclosed in the financial statements when an inflow of economic benefits is probable.

Contingent liabilities are not provided for but are disclosed by way of Notes on Accounts. Contingent Liabilities are disclosed in case of a present obligation from past events (a) when it is not probable that an outflow of resources will be required to settle the obligation; (b) when no reliable estimate is possible; (c) unless the probability of outflow of resources is remote.

l) Earnings per share

The Company presents basic and diluted earnings per share ("EPS") data for its equity shares. Basic EPS is calculated by dividing the profit and loss attributable to equity shareholders of the Company by the weighted average number of equity shares outstanding during the period. Diluted EPS is determined by adjusting the profit and loss attributable to equity shareholders and the weighted average number of equity shares outstanding for the effects of all dilutive potential equity shares.

m) Cash Flow Statement

Cash flows are reported using indirect method as set out in Ind AS -7 "Statement of Cash Flows", whereby profit / (loss) before tax is adjusted for the effects of transactions of non-cash nature and any deferrals or accruals of past or future cash receipts or payments. The cash flows from operating, investing and financing activities of the Company are segregated based on the available information.

n) Use of Estimates and Judgments

The preparation of the financial statements in conformity with Ind AS requires management to make judgements, estimates and assumptions that affect the application of accounting policies and the reported amounts of assets, liabilities, income, expenses and disclosures of contingent assets and liabilities at the date of these financial statements and the reported amounts of revenues and expenses for the years presented. Actual results may differ from these estimates under different assumptions and conditions.



Estimates and underlying assumptions are reviewed on an ongoing basis. Revisions to accounting estimates are recognized in the period in which the estimate is revised and future periods affected.

The following are the critical judgements, apart from those involving estimations, that the Management have made in the process of applying the Company's accounting policies and that have the significant effect on the amounts recognized in the Financial Statements.

(i) Determination of Functional Currency

Currency of the primary economic environment in which the Company operates ("the functional currency") is Indian Rupee (₹) in which the company primarily generates and expends cash. Accordingly, the Management has assessed its functional currency to be Indian Rupee (₹).

(ii) Evaluation of Indicators for Impairment of Property, Plant and Equipment

The evaluation of applicability of indicators of impairment of assets requires assessment of external factors (significant decline asset's value, significant changes in the technological, market, economic or legal environment, market interest rates etc.) and internal factors (obsolescence or physical damage of an asset, poor economic performance of the asset etc.) which could result in significant change in recoverable amount of the Property, Plant and Equipment.

- Assumptions and Estimation Uncertainties

Estimates and assumptions that have the significant effect on recognition and measurement of assets, liabilities, income and expenses have been made by the management. Actual results may differ from these estimates.

- Defined Benefit Obligations


Management's estimate of the DBO is based on a number of critical underlying assumptions such as standard rates of inflation, mortality, discount rate and anticipation of future salary increases. Variation in these assumptions may significantly impact the DBO amount and the annual defined benefit expenses.

- Estimates

Estimates and underlying assumptions are reviewed on an ongoing basis. They are based on historical experience and other factors including expectations of future events that may have a financial impact on the company and that are believed to be reasonable under the circumstances. Revisions to the accounting estimates are recognized prospectively.

o) Related Party Transactions:

A related party is a person or entity that is related to the reporting entity preparing its financial statements



a) A person or a close member of that person's family is related to a reporting entity if that person; has control or joint control of the reporting entity; (ii) has significant influence over the reporting entity; or (iii) is a member of the key management personnel of the reporting entity or of a parent of the reporting entity.

(b) An entity is related to a reporting entity if any of the following conditions applies; (i) the entity and the reporting entity are members of the same group (which means that each parent, subsidiary and fellow subsidiary is related to the others); (ii) One entity is an associate or joint venture of the other entity (or an associate or joint venture of a member of a group of which the other entity is a member); (iii) Both entities are joint ventures of the same third party; (iv) One entity is a joint venture of a third entity and the other entity is an associate of the third entity; (v) The entity is a post-employment benefit plan for the benefit of employees of either the reporting entity or an entity related to the reporting entity; (vi) The entity is controlled or jointly controlled by a person identified in (a); (vii) A person identified in (a) (i) has significant influence over the entity or is a member of the key management personnel of the entity (or of a parent of the entity); (viii) The entity, or any member of a group of which it is a part, provides key management personnel services to the reporting entity or to the parent of the reporting entity.

A related party transaction is a transfer of resources, services or obligations between a reporting entity and a related party, regardless of whether a price is charged.

Close members of the family of a person are those family members who may be expected to influence, or be influenced by, that person in their dealings with the entity.

Compensation includes all employee benefits i.e. all forms of consideration paid, payable or provided by the entity, or on behalf of the entity, in exchange for services rendered to the entity. It also includes such consideration paid on behalf of a parent of the entity in respect of the entity.

Key management personnel are those persons having authority and responsibility for planning, directing and controlling the activities of the entity, directly or indirectly, including any director (whether executive or otherwise) of that entity.

Disclosure of related party transactions as required by the accounting standard is furnished in the Notes on Financial Statements.

p) Current And Non-Current Classification:

The Normal Operating Cycle for the Company has been assumed to be of twelve months for classification of its various assets and liabilities into "Current" and "Non-Current".



The Company presents assets and liabilities in the balance sheet based on current and non-current classification.

An asset is current when it is (a) expected to be realised or intended to be sold or consumed in normal operating cycle; (b) held primarily for the purpose of trading; (c) expected to be realized within twelve months after the reporting period; (d) Cash and cash equivalent unless restricted from being exchanged or used to settle a liability for at least twelve months after the reporting period. All other assets are classified as non-current.

An liability is current when (a) it is expected to be settled in normal operating cycle; (b) it is held primarily for the purpose of trading; (c) it is due to be discharged within twelve months after the reporting period; (d) there is no unconditional right to defer the settlement of the liability for at least twelve months after the reporting period. All other liabilities are classified as non-current.

q) **LEASE**

The Company evaluates if an arrangement qualifies to be a lease as per the requirements of Ind AS 116. Identification of a lease requires significant judgment. The Company uses significant judgement in assessing the lease term (including anticipated renewals) and the applicable discount rate. The Company determines the lease term as the non-cancellable period of a lease, together with both periods covered by an option to extend the lease if the Company is reasonably certain to exercise that option; and periods covered by an option to terminate the lease if the Company is reasonably certain not to exercise that option. In assessing whether the Company is reasonably certain to exercise an option to extend a lease, or not to exercise an option to terminate a lease, it considers all relevant facts and circumstances that create an economic incentive for the Company to exercise the option to extend the lease, or not to exercise the option to terminate the lease. The Company revises the lease term if there is a change in the non-cancellable period of a lease.

r) **Segment Reporting**

The Company identifies primary segments based on the dominant source, nature of risks and returns and the internal organisation and management structure. The operating segments are the segments for which separate financial information is available and for which operating profit / loss amounts are evaluated regularly by the Chief Operating Decision Making Body (CODM) in deciding how to allocate resources and in assessing performance.


The accounting policies adopted for segment reporting are in line with the accounting policies of the Company.



2. Fix Assets

(Rs. In Lakhs)

| Particulars / Assets | Tangible Assets | | | | | | | | | | Intangible Asset |
|-----------------------------------|-----------------|------------------|-----------------|--------------|-------------------|---------------------|----------------------|-------------------|-------------|-----------------|------------------|
| | Freehold Land | Factory Building | Office Building | Computer | Office Equipments | Electrical Fittings | Furniture & Fixtures | Plant & Machinery | Vehicle | Total | |
| Gross Block | | | | | | | | | | | |
| As on 01.04.2021 | 416.11 | 379.03 | 27.40 | 7.43 | 13.86 | 64.71 | 7.73 | 379.41 | 8.12 | 1,303.79 | 4.26 |
| Addition | - | 5.05 | - | 5.38 | 0.90 | 3.16 | 0.10 | 9.66 | - | 24.25 | 89.85 |
| Deletion | - | - | - | - | - | - | - | - | - | - | - |
| As on 31.03.2022 | 416.11 | 384.08 | 27.40 | 12.80 | 14.76 | 67.87 | 7.83 | 389.07 | 8.12 | 1,328.04 | 94.11 |
| Accumulated Depreciation | | | | | | | | | | | |
| As on 01.04.2021 | - | 65.48 | 2.98 | 4.51 | 6.11 | 22.53 | 4.66 | 109.91 | 7.05 | 223.21 | 4.25 |
| Addition | - | 13.91 | 0.88 | 3.11 | 2.19 | 4.88 | 0.66 | 27.16 | 0.10 | 52.89 | 6.64 |
| Deletion | - | - | - | - | - | - | - | - | - | - | - |
| As on 31.03.2022 | - | 79.39 | 3.86 | 7.62 | 8.30 | 27.41 | 5.32 | 137.06 | 7.15 | 276.10 | 10.89 |
| Net Block as on 31.03.2022 | 416.11 | 304.69 | 23.54 | 5.18 | 6.46 | 40.47 | 2.51 | 252.01 | 0.97 | 1,051.94 | 83.22 |
| Net Block as on 31.03.2021 | 416.11 | 313.55 | 24.42 | 2.92 | 7.76 | 42.19 | 3.07 | 269.50 | 1.07 | 1,080.58 | 0.01 |



| 3. Financial Assets | (Rs. In Lakhs) | |
|------------------------|------------------------|------------------------|
| | As at 31st Mar 2022 | As at 31st Mar 2021 |
| Loan given to Director | 16.26 | 15.90 |
| Total | 16.26 | 15.90 |

| 4. Trade Receivables | (Rs. In Lakhs) | |
|--|------------------------|------------------------|
| | As at 31st Mar 2022 | As at 31st Mar 2021 |
| Unsecured, considered good | 14.36 | 22.53 |
| Credit Impaired | 238.42 | 236.79 |
| Less : Allowance for Credit Impairment | 238.42 | 236.79 |
| Total | 14.36 | 22.53 |

| 5. Other Financial Assets | (Rs. In Lakhs) | |
|--|------------------------|------------------------|
| | As at 31st Mar 2022 | As at 31st Mar 2021 |
| Electricity & Other Deposits | 7.52 | 7.56 |
| Margin Money Deposits with Bank more than 12 months period | 24.60 | 30.06 |
| Total | 32.11 | 37.62 |

| 6. Deferred Taxes (Net) | (Rs. In Lakhs) | |
|--|------------------------|------------------------|
| | As at 31st Mar 2022 | As at 31st Mar 2021 |
| Deferred Taxes | | |
| Deferred Tax Liability | | |
| Difference between book and tax depreciation | 69.65 | 67.57 |
| Total (A) | 69.65 | 67.57 |
| Deferred Tax Assets | | |
| Disallowance under Income Tax Act, 1961 | | |
| unabsorbed Depreciation/Business Loss/Provision for doubtful debts | 220.82 | 242.29 |
| Deferred tax liability on land revaluation | (79.85) | (80.63) |
| Total (B) | 140.97 | 161.66 |
| Total (A-B) | (71.32) | (94.09) |

| 7. Other Non-Current Assets | (Rs. In Lakhs) | |
|---|------------------------|------------------------|
| | As at 31st Mar 2022 | As at 31st Mar 2021 |
| Deposits and balances with government and other authorities | 4.64 | 4.64 |
| Advance to Employees | - | 18.97 |
| Prepaid Expenses | - | 89.85 |
| Advance Tax & TDS | 16.61 | - |
| Total | 21.25 | 113.47 |


| 8. Inventories | (Rs. In Lakhs) | |
|--|------------------------|------------------------|
| | As at 31st Mar 2022 | As at 31st Mar 2021 |
| (As taken valued and Certified by a Management) | | |
| Raw Materials | 490.62 | 414.89 |
| (Includes stock lying with third party Rs 33.56 lakhs PY Rs 26.19 Lakhs) | | |
| Finished Goods | - | 166.25 |
| Work In Progress | 677.24 | 768.95 |
| Total | 1,167.86 | 1,350.09 |



3A Loan given to Director

(Rs. In Lakhs)

| Type of Borrower | As at 31st Mar 2022 | | As at 31st Mar 2021 | |
|------------------|---|---|---|---|
| | Amount of Loan or Advance in the nature of loan outstanding | Percentage to the total loan and advance in the nature of loans | Amount of Loan or Advance in the nature of loan outstanding | Percentage to the total loan and advance in the nature of loans |
| Promoters | | | | |
| Directors | 16.26 | 100% | 15.90 | 100% |
| KMPS | | | | |
| Related Parties | | | | |




4A. Ageing Schedule for non Current Trade receivables
As at 31st March, 2022

| Particulars | Unbilled | Not Due | Outstanding for following periods from due date of payment | | | | | Total |
|---|----------|---------|--|--------------------|--------------|--------------|-------------------|---------------|
| | | | Less than 6 months | 6 months to 1 year | 1 to 2 years | 2 to 3 years | More than 3 years | |
| i) Undisputed - considered good | - | - | - | - | 1.51 | 12.85 | - | 14.36 |
| ii) Undisputed - which have significant increase in credit risk | - | - | - | - | - | - | 238.42 | 238.42 |
| iii) Undisputed - credit impaired | - | - | - | - | - | - | - | - |
| iv) Disputed - considered good | - | - | - | - | - | - | - | - |
| v) Disputed - which have significant increase in credit risk | - | - | - | - | - | - | - | - |
| vi) Disputed - credit impaired | - | - | - | - | - | - | - | - |
| Total | - | - | - | - | 1.51 | 12.85 | 238.42 | 252.78 |
| Less: Provision for Doubtful Debts | - | - | - | - | - | - | 238.42 | 238.42 |
| NETT | - | - | - | - | 1.51 | 12.85 | - | 14.36 |

As at 31st March, 2021

| Particulars | Unbilled | Not Due | Outstanding for following periods from due date of payment | | | | | Total |
|---|----------|---------|--|--------------------|--------------|--------------|-------------------|---------------|
| | | | Less than 6 months | 6 months to 1 year | 1 to 2 years | 2 to 3 years | More than 3 years | |
| i) Undisputed - considered good | - | - | - | - | 20.64 | 1.68 | 0.21 | 22.53 |
| ii) Undisputed - which have significant increase in credit risk | - | - | - | - | - | - | 236.79 | 236.79 |
| iii) Undisputed - credit impaired | - | - | - | - | - | - | - | - |
| iv) Disputed - considered good | - | - | - | - | - | - | - | - |
| v) Disputed - which have significant increase in credit risk | - | - | - | - | - | - | - | - |
| vi) Disputed - credit impaired | - | - | - | - | - | - | - | - |
| Total | - | - | - | - | 20.64 | 1.68 | 237.00 | 259.32 |
| Less: Provision for Doubtful Debts | - | - | - | - | - | - | 236.79 | 236.79 |
| NETT | - | - | - | - | 20.64 | 1.68 | 0.21 | 22.53 |



| 9. Trade Receivables | (Rs. In Lakhs) | |
|--|------------------------|------------------------|
| | As at 31st Mar 2022 | As at 31st Mar 2021 |
| UnSecured, considered good (Refer Note No. 9A) | 1,178.17 | 422.46 |
| Total | 1,178.17 | 422.46 |


| 10. Cash and Cash Equivalents | (Rs. In Lakhs) | |
|--|------------------------|------------------------|
| | As at 31st Mar 2022 | As at 31st Mar 2021 |
| Balances in Current account with Sechedule banks | 0.23 | 0.13 |
| Cash On Hand | 0.22 | 0.35 |
| Total | 0.45 | 0.48 |

| 11. Bank Balance other than (iii) above | (Rs. In Lakhs) | |
|---|------------------------|------------------------|
| | As at 31st Mar 2022 | As at 31st Mar 2021 |
| Margin Money Deposites with Bank | 10.10 | 4.79 |
| Total | 10.10 | 4.79 |

| 12. Loans | (Rs. In Lakhs) | |
|--------------------|------------------------|------------------------|
| | As at 31st Mar 2022 | As at 31st Mar 2021 |
| Loans to Employees | 0.40 | 0.84 |
| Total | 0.40 | 0.84 |

| 13. Other Financial Assets | (Rs. In Lakhs) | |
|----------------------------|------------------------|------------------------|
| | As at 31st Mar 2022 | As at 31st Mar 2021 |
| Earnest Money Deposit | 2.00 | 6.26 |
| | 2.00 | 6.26 |

| 14. Other Current Assets | (Rs. In Lakhs) | |
|-------------------------------------|------------------------|------------------------|
| | As at 31st Mar 2022 | As at 31st Mar 2021 |
| Unsecured, considered good | | |
| TDS & Advance Tax | - | 16.61 |
| Prepaid Expenses | 20.16 | 8.35 |
| Advances to Suppliers | 21.44 | 33.00 |
| Advance to Employees | 9.84 | 9.45 |
| Balance with government authorities | 0.95 | - |
| Total | 52.39 | 67.41 |




9A. Ageing Schedule for Current Trade receivables
As at 31st March, 2022

| Particulars | Unbilled | Not Due | Outstanding for following periods from due date of payment | | | | | Total |
|---|----------|---------------|--|--------------------|--------------|--------------|-------------------|-----------------|
| | | | Less than 6 months | 6 months to 1 year | 1 to 2 years | 2 to 3 years | More than 3 years | |
| i) Undisputed - considered good | - | 473.92 | 621.95 | - | - | - | - | 1,095.87 |
| ii) Undisputed - which have significant increase in credit risk | - | - | 82.31 | - | - | - | - | 82.31 |
| iii) Undisputed - credit impaired | - | - | - | - | - | - | - | - |
| iv) Disputed - considered good | - | - | - | - | - | - | - | - |
| v) Disputed - which have significant increase in credit risk | - | - | - | - | - | - | - | - |
| vi) Disputed - credit impaired | - | - | - | - | - | - | - | - |
| Total | - | 473.92 | 704.26 | - | - | - | - | 1,178.17 |

As at 31st March, 2021

| Particulars | Unbilled | Not Due | Outstanding for following periods from due date of payment | | | | | Total |
|---|----------|--------------|--|--------------------|--------------|--------------|-------------------|---------------|
| | | | Less than 6 months | 6 months to 1 year | 1 to 2 years | 2 to 3 years | More than 3 years | |
| i) Undisputed - considered good | - | 52.72 | 369.74 | - | - | - | - | 422.46 |
| ii) Undisputed - which have significant increase in credit risk | - | - | - | - | - | - | - | - |
| iii) Undisputed - credit impaired | - | - | - | - | - | - | - | - |
| iv) Disputed - considered good | - | - | - | - | - | - | - | - |
| v) Disputed - which have significant increase in credit risk | - | - | - | - | - | - | - | - |
| vi) Disputed - credit impaired | - | - | - | - | - | - | - | - |
| Total | - | 52.72 | 369.74 | - | - | - | - | 422.46 |



| | (Rs. In Lakhs) | |
|---|------------------------|------------------------|
| 15. Equity Share Capital | As at 31st Mar 2022 | As at 31st Mar 2021 |
| Share Capital | | |
| Authorised Shares 2,20,000(Previous Year 2,20,000) Equity Shares of Rs.10/- each | 22.00 | 22.00 |
| Total | 22.00 | 22.00 |
| Issued, Subscribed and Paid Up 190500(Previous Year 190500) Equity Shares of Rs.10/- each, fully paid up | 19.05 | 19.05 |
| Total | 19.05 | 19.05 |
| Note 1(a) | | |
| (i) Reconciliation of the Shares Outstanding at the beginning and at the end of the reporting year | | |
| At the Beginning of the Period | 1.91 | 1.91 |
| Issued during the period | | |
| Outstanding at the end of Period | 1.91 | 1.91 |
| (ii) Details of Share owned by holding company | | |
| Transformers & Rectifiers India Ltd. | 1.90 | 1.90 |
| (iii) Details of promoters holding | | |
| Transformers & Rectifiers India Ltd. | 1.90 | 1.90 |
| (vi) Details of Shareholders holding more than 5 percent of Equity Shares: | | |
| Transformers & Rectifiers India Ltd. | 1.90 | 1.90 |

(ii) Right of Equity Shareholders

The company has one class of equity shares having a par value of Rs.10 per share. Shareholder is eligible for one vote per share held. In the event of liquidation, the equity shareholder is eligible to receive the remaining assets of the Company after distribution of all preferential amounts.

| | (Rs. In Lakhs) | |
|--|------------------------|------------------------|
| 16. Other Equity | As at 31st Mar 2022 | As at 31st Mar 2021 |
| (i) Other Reserves | | |
| Revaluation Reserve | | |
| Opening Balance | 329.93 | 329.93 |
| Addition: Addition during the year | | |
| Closing Balance | 329.93 | 329.93 |
| Securities Premium Account | | |
| Opening Balance | 362.57 | 362.57 |
| | 362.57 | 362.57 |
| General Reserve | | |
| Opening Balance | 27.50 | 27.50 |
| | 27.50 | 27.50 |
| (ii) Retained Earnings | | |
| Opening Balance | (409.62) | (397.13) |
| Profit for the year | 6.65 | (12.49) |
| | (402.98) | (409.62) |
| Deemed Capital Contribution from Holding Company | 45.13 | 33.88 |
| Other Comprehensive Income/(Expenses) | | |
| Re-measurement of the defined benefit plans | | |
| Opening Balance | (1.31) | (1.08) |
| Add: Addition during the year | (0.86) | (0.23) |
| Closing Balance | (2.18) | (1.31) |
| | (360.02) | (377.05) |
| Total | 359.97 | 342.94 |



Nature and Purpose of Reserve

1. Security Premium Reserve : Securities Premium Reserve is used to record the premium on issue of equity shares. The reserve shall be utilized in accordance with the provision of the Companies Act, 2013.

2 General Reserve : The General Reserve is used from time to time to transfer profits from retained earnings for appropriation purposes. As the General Reserve is created by a transfer from one component of equity to another and is not an item of other comprehensive income, items included in the general reserve is not reclassified subsequently to the Statement of Profit and Loss.

3. Revaluation Reserve: Revaluation Reserve is created at the time of revaluation of fixed assets and the same will be utilised only at the time of sale of fixed assets

| 17. Borrowing | (Rs. In Lakhs) | |
|--|------------------------|------------------------|
| | As at 31st Mar 2022 | As at 31st Mar 2021 |
| Long Term Borrowings | | |
| Inter corporate deposit from Transformers & Rectifiers (India) Ltd. (Repayable in 36 quarterly installment of Rs 2911000 including interest commencing from 01-10-19) | 470.06 | 528.20 |
| Term Loan from IDBI BANK (Refer note No 1) | 33.25 | 52.25 |
| Unsecured Loan from Bajaj Finance Ltd. (Repayable in 36 monthly installment of Rs 98,045 including interest commencing from 02-03-22) | 18.30 | - |
| Total | 521.61 | 580.45 |

Note 1

The above term loan facility is secured by First & Exclusive charges on Current assets of the company and also further secured by way First charge on entire Fixed Assets of the Company Corporate Guarantee of Transformers & Rectifiers (India)Ltd, Holding Company & Personal Guarantee of Both the Directors of the Company. Loan is Repayable in 36 monthly installments consisting of 35 monthly installments of Rs 158333 each and last installment of Rs 158345 commencing after moratorium period of one year from the date of disbursement

| 18. Provisions | (Rs. In Lakhs) | |
|---------------------------------|------------------------|------------------------|
| | As at 31st Mar 2022 | As at 31st Mar 2021 |
| Provision for employee benefits | | |
| Gratuity | 11.51 | 11.84 |
| Leave Encashment | 1.91 | 2.21 |
| Total | 13.42 | 14.05 |

| 19. Borrowings | (Rs. In Lakhs) | |
|--|------------------------|------------------------|
| | As at 31st Mar 2022 | As at 31st Mar 2021 |
| Secured Loans | | |
| Cash Credit From Bank (Refer below note) | 276.69 | 310.19 |
| Current maturities of long term debt from IDBI Bank Ltd. | 19.00 | 4.75 |
| Current maturities of long term debt (Term loan) from Holding Company | 58.13 | 51.90 |
| Current maturities on unsecured loan of Bajaj Finance Ltd. | 7.75 | - |
| Total | 361.57 | 366.84 |

Note:

The above cash credit facility is secured by First & Exclusive charges on Current assets of the company and also further secured by way First charge on entire Fixed Assets of the Company Corporate Guarantee of Transformers & Rectifiers (India)Ltd, Holding Company & Personal Guarantee of Both the Directors of the Company.



| | (Rs. In Lakhs) | |
|--|------------------------|------------------------|
| 20. Trade payables | As at 31st Mar 2022 | As at 31st Mar 2021 |
| Sundry Creditors (Refer Note No. 20B) | | |
| Total outstanding dues of Micro Enterprise and Small Enterprise | 15.16 | 15.59 |
| Total outstanding dues of Creditors Other Than Micro Enterprise and Small Enterprise | 1,077.26 | 715.95 |
| Total | 1,092.42 | 731.54 |

| | (Rs. In Lakhs) | |
|--|------------------------|------------------------|
| 20A. Trade Payables -Total outstanding dues of Micro & Small Enterprises* | As at 31st Mar 2022 | As at 31st Mar 2021 |
| Amount of interest due and payable for the delayed payment on principal amount | 1.84 | 1.34 |
| Principal amount remaining unpaid as at year end (over due) | 15.16 | 15.59 |
| Principal amount remaining unpaid as at year end (not due) | 10.83 | 2.97 |
| Interest due and payable on principal amount unpaid as at the year end | 1.84 | 1.34 |
| Total amount of interest accrued and unpaid as at year end | 1.84 | 1.34 |

| | (Rs. In Lakhs) | |
|--|------------------------|------------------------|
| 21. Other Financial Liabilities | As at 31st Mar 2022 | As at 31st Mar 2021 |
| Interest accrued and not due on borrowings | 3.69 | 2.98 |
| Total | 3.69 | 2.98 |

| | (Rs. In Lakhs) | |
|----------------------------------|------------------------|------------------------|
| 22. Other Current Liabilities | As at 31st Mar 2022 | As at 31st Mar 2021 |
| Advance From Customers | 1,227.89 | 1,115.69 |
| Liability for statutory payments | 79.30 | 21.33 |
| Other Liabilities | 20.87 | 20.93 |
| Total | 1,328.06 | 1,157.95 |

| | (Rs. In Lakhs) | |
|--|------------------------|------------------------|
| 23. Current Tax Liabilities | As at 31st Mar 2022 | As at 31st Mar 2021 |
| Current Tax Liabilities (Net of TDS & TCS) | 1.31 | - |
| Total | 1.31 | - |

| | (Rs. In Lakhs) | |
|---------------------------------|------------------------|------------------------|
| 23. Provisions | As at 31st Mar 2022 | As at 31st Mar 2021 |
| Provision for employee benefits | | |
| Gratuity | 0.64 | 0.61 |
| Leave Encashment | 0.11 | 0.12 |
| Total | 0.75 | 0.73 |



20B. Ageing Schedule for MSME and other Trade payables
As at 31st March, 2022

| Particulars | | | | | Unbilled | Not Due | Outstanding for following periods from due date of payment | | | | Total |
|----------------------|--|--|--|------------------|----------|---------|--|--------------|-------------------|----------|-------|
| | | | | Less than Year 1 | | | 1 to 2 years | 2 to 3 years | More than 3 years | | |
| | | | | | | | | | | | |
| MSME: | | | | | | | | | | | |
| - Disputed Dues | | | | - | - | - | - | - | - | - | - |
| - Undisputed Dues | | | | - | 4.36 | 15.73 | 3.22 | 2.68 | - | 25.99 | - |
| Other Trade payables | | | | - | - | - | - | - | - | - | - |
| - Disputed Dues | | | | - | - | - | - | - | - | - | - |
| - Undisputed Dues | | | | - | 173.15 | 878.01 | 3.35 | 7.03 | 4.89 | 1,066.42 | - |
| Total | | | | - | 177.51 | 893.75 | 6.57 | 9.71 | 4.89 | 1,092.42 | - |

As at 31st March, 2021

| As at 31st March, 2021 | | | | | | | | (Rs. in Lakhs) |
|------------------------|----------|---------------|--|--------------|--------------|-------------------|---------------|----------------|
| Particulars | Unbilled | Not Due | Outstanding for following periods from due date of payment | | | | Total | |
| | | | Less than Year 1 | 1 to 2 years | 2 to 3 years | More than 3 years | | |
| | | | | | | | | |
| MSME: | | | | | | | | |
| - Disputed Dues | - | - | - | - | - | - | - | |
| - Undisputed Dues | - | 11.71 | 1.47 | 5.38 | - | - | 18.57 | |
| Other Trade payables | - | - | - | - | - | - | - | |
| - Disputed Dues | - | - | - | - | - | - | - | |
| - Undisputed Dues | - | 132.38 | 497.07 | 75.90 | 1.57 | 6.05 | 712.97 | |
| Total | - | 144.10 | 498.54 | 81.29 | 1.57 | 6.05 | 731.54 | |



| 24. Revenue from Operation | (Rs. In Lakhs) | |
|--------------------------------------|------------------------|--------------------------------|
| | As at 31st Mar 2022 | Year Ended on 31st Mar 2021 |
| Sale of Goods | 3,450.43 | 1,456.79 |
| Service Income | 133.70 | 15.37 |
| Other Operating Income (Scrap Sales) | 94.04 | 53.63 |
| Total | 3,678.18 | 1,525.78 |

| 25. Other Income | (Rs. In Lakhs) | |
|------------------------------|--------------------------------|--------------------------------|
| | Year Ended on 31st Mar 2022 | Year Ended on 31st Mar 2021 |
| Interest Income | 3.07 | 3.61 |
| Export Benefit Received | 0.27 | - |
| Doubtful Debts Recovered | - | 76.39 |
| Foreign Exchange Fluctuation | 0.06 | - |
| Sundry Balances written back | - | 5.66 |
| Total | 3.41 | 85.66 |

| 26. Cost of materials consumed | (Rs. In Lakhs) | |
|--------------------------------|--------------------------------|--------------------------------|
| | Year Ended on 31st Mar 2022 | Year Ended on 31st Mar 2021 |
| Opening Stock | 414.89 | 368.53 |
| Add : Purchases (Net of GST) | 2,357.10 | 1,194.83 |
| | 2,772.00 | 1,563.36 |
| Less : Closing Stock | 490.62 | 414.89 |
| Total | 2,281.38 | 1,148.47 |

| 27. Changes in Inventories of Finished Goods and Process Stock | (Rs. In Lakhs) | |
|--|--------------------------------|--------------------------------|
| | Year Ended on 31st Mar 2022 | Year Ended on 31st Mar 2021 |
| Closing Stocks | | |
| Work In Progress | 677.24 | 768.95 |
| Finished Goods | | 166.25 |
| | 677.24 | 935.20 |
| Less : Opening Stocks | | |
| Work In Progress | 768.95 | 696.64 |
| Finished Goods | 166.25 | - |
| | 935.20 | 696.64 |
| Total | 257.95 | (238.56) |



| 28. Employee benefits expenses | (Rs. In Lakhs) | |
|---|--------------------------------|--------------------------------|
| | Year Ended on 31st Mar 2022 | Year Ended on 31st Mar 2021 |
| Employee benefits expenses | | |
| Salaries, Wages, Bonus & Others etc. | 124.27 | 105.93 |
| Contribution to Provident and other funds | 4.30 | 4.51 |
| Employee welfare expenses | 0.04 | 0.01 |
| Total | 128.61 | 110.44 |

| 29. Finance Cost | (Rs. In Lakhs) | |
|--|--------------------------------|--------------------------------|
| | Year Ended on 31st Mar 2022 | Year Ended on 31st Mar 2021 |
| Interest to Banks | 45.35 | 39.04 |
| Interest to Holding company | 208.25 | 68.77 |
| Interest on Unsecured Loan from Bajaj Finance Ltd. | 0.44 | - |
| Other Finance Cost | 6.18 | 7.54 |
| Amortisation of Financial Guarantee Fees | 5.86 | 5.64 |
| Total | 266.07 | 121.00 |

| 30. Other Expenses | (Rs. In Lakhs) | |
|---|--------------------------------|--------------------------------|
| | Year Ended on 31st Mar 2022 | Year Ended on 31st Mar 2021 |
| Power & Fuel | 35.03 | 27.67 |
| Labour Charges | 401.07 | 269.31 |
| Factory Security Charges | 9.96 | 9.98 |
| Consultancy Charges | 53.63 | 39.03 |
| Other Manufacturing Expense | 1.83 | 1.33 |
| Repairs: | | |
| Plant & Machinery | 22.19 | 11.25 |
| Electricals | 5.72 | 2.34 |
| Computers | 1.01 | 1.32 |
| Vehicles | 0.20 | 0.34 |
| Export Clearance Charges | 5.92 | 0.51 |
| Rent | 9.48 | 12.20 |
| Insurance | 3.17 | 2.04 |
| Stationary, Postage, Printing and Telephone Expense | 2.53 | 2.12 |
| Electricity Expense Office | 0.36 | 0.22 |
| Freight Outward | 47.00 | 12.06 |
| Legal & Professional Fees | 0.39 | 0.56 |
| Travelling Expenses & Conveyance | 19.76 | 11.18 |
| GST Expenses | 0.09 | 3.17 |
| Office Expenses | 11.21 | 8.25 |
| Sundry Balances Written Off | 5.43 | - |
| Provision for Doubtful Debts | 1.63 | 4.32 |
| Foreign Exchange Fluctuation | | 0.72 |
| Sales Promotion Expenses | 0.24 | 0.17 |
| Testing Expenses | 1.69 | 1.84 |
| Late Delivery Charges | 9.83 | - |
| Total | 649.39 | 421.90 |

Note:1

Payments to the auditors comprises (net of GST input credit, where applicable):

| | | |
|-------------------------------|-------------|-------------|
| As auditors - statutory audit | 1.05 | 0.85 |
| For taxation matters | 0.2 | 0.2 |
| For other services | | |
| Total | 1.25 | 1.05 |



31. CONTINGENT LIABILITIES AND COMMITMENTS

| (Rs. In Lakhs) | | | |
|----------------|--|---------------|---------------|
| | Particulars | As at | As at |
| | | 31st Mar 2022 | 31st Mar 2021 |
| | Contingent Liabilities | | |
| - | Disputed Income Tax Demand Matter under Appeal | | - |
| | Guarantees given by Bankers on behalf of company | 303.10 | 190.89 |

Note:

a) It is not practicable for the company to estimate the timings of cash outflows, if any in respect of the above, pending resolution of the respective proceedings as it is determinable on receipt of judgements/decisions pending with various forms/authorities.

b) The Company has reviewed all its pending litigations and proceedings and has adequately provided for where provisions are required and disclosed as contingent liabilities

where applicable, in its financial statements. The Company does not expect the outcome of these proceedings to have a materially adverse effect on its financial results

32. EMPLOYEE BENEFITS

A) Defined Contribution Plan:

| (Rs. In Lakhs) | | |
|---|---------------|---------------|
| Particulars | As at | As at |
| | 31st Mar 2022 | 31st Mar 2021 |
| Recognised as Expense and included in the Note 29 of statement of Profit and Loss under the head Contribution to Provident and Other funds. | 4.30 | 4.51 |

B) Defined Benefit Plan:

The Gratuity liability & liability in respect of Leave Encashment is determined based on the Actuarial Valuation done by Actuary as at balance sheet date in context of the revised As-15 issued by the ICAI, as follows:-

| (Rs. In Lakhs) | | |
|--|---|------------------------|
| Particulars | Gratuity | |
| | As at 31st Mar 2022 | As at 31st Mar 2021 |
| Current Service Cost | 1.14 | 1.40 |
| Interest Cost | 0.85 | 0.69 |
| Expected Return on Plan Assets | | |
| Net Actuarial (Gains) / Losses | | |
| Past Service Cost | | |
| Settlement Cost | | |
| Total Expenses | 1.99 | 2.09 |
| Net Asset / (Liability) recognized in the Balance Sheet :- | | |
| Change in Obligation during the Year :- | | |
| Present value of Defined Benefit Obligation at beginning of the year | 12.45 | 10.67 |
| Prior Year Charge | | |
| Current Service Cost | 1.14 | 1.40 |
| Interest Cost | 0.85 | 0.69 |
| Actuarial (Gains) / Losses | (1.17) | (0.31) |
| Liabilities extinguished on settlement | | |
| Benefits Paid | (1.12) | - |
| Benefits Payable | | |
| Present value of Defined Benefit Obligation at the end of the year | 12.15 | 12.45 |
| Net liability recognised on 31.03.2022 | | |
| Define benefit obligation as on 31.03.2022 | 12.15 | 12.45 |
| Fair value of plan asset as on 31.03.2021 | | |
| Present value of unfunded obligation as on 31.03.2022 | 12.15 | 12.45 |
| Actuarial Assumptions: | As at 31st March, 2022 | |
| Discount Rate | 6.80% | |
| Mortality | Indian assured lives mortality(2012-14) Ult. | |
| Withdrawal rate | 3% at younger ages reducing to 1% at older ages | |
| Rate of escalation in salary (p.a.) | 4.50% | |
| Retirement Age | 58 Years | |
| Actuarial Valuation Method | Projected Unit Cost Method | |



33. As per the informations given by the management the Company has only one reportable business segment. And hence segment wise information is not given. All assets are located in the company's country of domicile. Company's significant revenues (more than 60%) are derived from major two entities Rs. 2629.05 lakhs. The total revenue was amounted to Rs 1017.81 lakhs in 2020-21 from such 1 entity.

34. EARNING PER SHARE

| Particulars | (Rs. In Lakhs) | |
|---|--------------------------------|--------------------------------|
| | Year Ended on 31st Mar 2022 | Year Ended on 31st Mar 2021 |
| Basic & Diluted Earning Per Share (Before and after extraordinary items) | | |
| a) Profit for Basic Earning Per Share as per Statement of Profit and Loss | 6.65 | (12.49) |
| b) Number of equity shares at the beginning of the year | 1.91 | 1.91 |
| c) Weighted average number of equity shares | 1.91 | 1.91 |
| d) Earning Per Share (Basic & Diluted) | 3.49 | (6.56) |
| f) Face Value per Share | 10.00 | 10.00 |

35. RELATED PARTY TRANSACTIONS

A) Name of the related parties and nature of relationships :

- a) **Holding Company**
Transformers and Rectifiers (India) Limited
- b) **Associates**
Transweld Mechanical Engineering Works Limited
Transpares Limited
T&R Switchgear Private Limited
Skyterk Tours & Travels
- c) **Relative of Key Management Personnel**
Mr. Mohnish Jain
- d) **Key management Personnel**
Mr. Sunil Jain
Mrs. Aakanksha Mamtara
Mr. Mahendra Vyas
- e) **Enterprise over which Key Managerial Personnel is able to exercise significant influence**
Benchmark HR Solutions (India) Private Limited

Note: Related Parties have been identified by the management



B) Nature of transactions :

| Particulars | (Rs. In Lakhs) | |
|--|--------------------------------|--------------------------------|
| | Year Ended on 31st Mar 2022 | Year Ended on 31st Mar 2021 |
| Service Rendered (**) | | |
| Transformers and Rectifiers (India) Limited | 30.28 | 17.19 |
| Transweld Mechanical Engineering Works Limited | 36.05 | 8.34 |
| Service Received(**) | | |
| Transweld Mechanical Engineering Works Limited | 25.23 | 24.08 |
| Transformers and Rectifiers (India) Limited | 17.88 | 6.07 |
| Skytrek Tours & Travels | 1.01 | 3.14 |
| Salary Paid | | |
| Mr. Mohnish Jain | 6.72 | 3.51 |
| Sale of Finished Goods(**) | | |
| Transformers and Rectifiers (India) Limited | 2,164.67 | 1,166.70 |
| Transweld Mechanical Engineering Works Limited | 161.72 | 26.32 |
| T & R Switchgear Private Limited | 5.40 | - |
| Purchase of Materials(**) | | |
| Transformers and Rectifiers (India) Limited | 1,332.49 | 734.01 |
| Transweld Mechanical Engineering Works Limited | 223.39 | 34.65 |
| Purchase of Capital Goods(**) | | |
| Transweld Mechanical Engineering Works Limited | 0.62 | 8.41 |
| Consultancy Charges & Reimbursement of Expenses(**) | | |
| Transweld Mechanical Engineering Works Limited | 10.01 | 9.04 |
| Interest Expenses(**) | | |
| Transformers and Rectifiers (India) Limited | 170.82 | - |
| Loan Received | | |
| Transformers and Rectifiers (India) Limited | | |
| Interest paid(**) | 63.05 | 68.77 |
| Loan Repayment with Interest | 114.95 | 115.11 |
| Balance as on 1st April | 580.10 | 626.43 |
| Balance as on 31st March | 528.20 | 580.10 |
| Loan to Whole Time Director | | |
| Mr Sunil Jain | 16.26 | 15.90 |
| Remuneration(*) | | |
| Mr Sunil Jain | 18.96 | 18.96 |
| (*) Short term term benefits | | |
| Due From | | |
| Transweld Mechanical Engineering Works Ltd | 55.07 | 63.08 |
| Due To | | |
| Transformer & Rectifiers (India) Ltd | 1,197.08 | 1,101.74 |
| T & R Switchgear Private Limited | 5.40 | - |
| Skytrek Tours & Travels | 2.61 | 3.10 |
| (**) Inclusive of Goods and Service tax | | |

36. The company has sought balance confirmations from trade receivables and trade payables, wherever such balance confirmations are received by the Company, the same are reconciled and appropriate adjustments if required, are made in the books of account.

37. In the opinion of the board, Current asset ,loans and advances are approximately of the values stated, if realised in the ordinary course of business.


38. Previous year's figures have been regrouped reworked, rearranged and reclassified wherever necessary to make them comparable with current year figures.

39. In accordance with the Indian Accounting Standard (Ind AS-36) on "Impairment of Assets" the Company during the year carried out an exercise of identifying the assets that may have been impaired in respect of cash generating unit in accordance with the said Indian Accounting Standard. Based on the exercise, no impairment loss is required as at 31st March, 2022.

40. Eligibility of Corporate Social Responsibility

Based on the average net profits of the Company after computation of Net Profit as per Section 198 of the Companies Act, 2013 for the preceding three financial years, the Company is not required to spend any amount on CSR activities during the financial year 2021-22.

41. The value of realization of Current Assets, Loans and Advances in the ordinary course of business will not be less than the value at which they are stated in the Balance Sheet.



42. The Company did not have any long term contracts including derivative contracts for which there were any material foreseeable losses.

43. IND AS 115- Illustrative disclosures

The Company has recognised the following amounts relating to revenue in the statement of profit or loss:

| (Rs. In Lakhs) | | |
|---------------------------------------|--|--|
| Particulars | For the year ended 31st March, 2022 | For the year ended 31st March, 2021 |
| Revenue from contracts with customers | 3,678.18 | 1,525.78 |
| Total revenue | 3,678.18 | 1,525.78 |

(a) Disaggregation of revenue from contracts with customers

The Company's operations fall under single segment namely "Parts of Transformers", taking into account the risks and returns, the organization structure and the internal reporting systems.

All assets are located in the Company's country of Domicile.

As per Ind AS 115 - Revenue is recognized at the point in time.

Segment revenue from "Parts of Transformers" represents revenue generated from external customers which is attributable to the company's country of domicile i.e. India and external customers outside India as under:

| (Rs. In Lakhs) | | |
|-----------------|--|--|
| Particulars | For the year ended 31st March, 2022 | For the year ended 31st March, 2021 |
| Revenue from | | |
| - Outside India | 215.20 | 97.62 |
| - In India | 3,462.98 | 1,428.17 |

Company's significant revenues (more than 60%) are derived from major two entities Rs. 2629.05 lakhs. The total revenue was amounted to Rs 1017.81 lakhs in 2020-21 from such 1 entity.

Performance obligations


Sale

The performance obligation is satisfied upon delivery of the equipment and payment is generally due within 1 to 9 months from delivery.

The performance obligation to deliver the Transformer Parts i.e. Vapour Phase Dryig Plant, Vacuum Drying Plant, Oil Filtraion Machine, MS Tank & Zero Liquid Descharge Plant with a manufacturing lead time of 4 to 8 months has a single payment option. The customer can pay the transaction price upon delivery of aforementioned plant or equipment within the credit period, as mentioned in the contract with respective customer. An advance of not more than 50% is taken from the customers. In contracts, a 2 or 3 years warranty is provided to all the customers. The warranty is accounted for as a separate performance obligation and a portion of the transaction price is allocated. The performance obligation for the warranty service is satisfied over 2 or 3 years based on time elapsed.

Installation services

The performance obligation is satisfied at the point in time and payment is generally due upon completion of installation and acceptance of the customer.



44. Financial Instruments Disclosure

(a) Capital Management

The company's objective when managing capital is to:

- Safeguard its ability to continue as A going concern so that the Company is able to provide maximum return to stakeholders and benefits for other shareholders
- Maintain an optimal capital structure to reduce the cost of capital.

The company's board of director's review the capital structure on regular basis. As part of this review the board considers the cost of capital risk associated with each class of capital requirements and maintenance of adequate liquidity

Disclosures

This section gives an overview of the significance of financial instruments for the Company and provides additional information on balance sheet items that contain financial instruments

(i) Categories of Financial Instruments

| Particulars | (Rs. In Lakhs) | |
|-----------------------------------|------------------------|------------------------|
| | As at 31st Mar 2022 | As at 31st Mar 2021 |
| Financial Assets | | |
| Measured at Amortised Cost | | |
| (i) Trade and Other Receivables | 1,192.53 | 444.99 |
| (ii) Cash and Cash Equivalents | 0.45 | 0.48 |
| (iv) Loans | 16.67 | 16.73 |
| (v) Other Financial Assets | 34.11 | 43.88 |
| Financial Liabilities | | |
| Measured at Amortised Cost | | |
| (i) Borrowings | 883.18 | 947.28 |
| (ii) Trade Payables | 1,092.42 | 731.54 |
| (iii) Other Financial Liabilities | 3.69 | 2.98 |

(ii) Fair Value Measurement

This note provides information about how the Company determines fair values of various financial assets.

Fair Value of financial assets and liabilities that are not measured at fair value (but fair value disclosures are required)

Management considers that the carrying amounts of financial assets and financial liabilities recognized in the financial statements approximate their fair values.

(iii) Financial Risk Management Objectives

While ensuring liquidity is sufficient to meet Company's operational requirements, the Company's financial management committee also monitors and manages key financial risks relating to the operations of the Company by analysing exposures by degree and magnitude of risks. These risks include market risk (including currency risk and price risk), credit risk and liquidity risk.


Market Risk

Market risk is the risk of uncertainty arising from possible market price movements and their impact on the future performance of a business. The major components of market risk are commodity price risk, foreign currency risk and interest rate risk.

The primary commodity price risk that the company is exposed to include the price variations in the price of Iron, Steel, valves & vacuum pums. The mentioned components form a major part of manufacturing of Parts of Transformers, Vapour Phase Srying plants & Vacuum Drying Plants. The prices of these commodities lead to increase/ decrease in the cost of parts of Transformers, Vapour Phase Drying plants & Vacuum Drying Plants.

Interest Rate Risk

The Company's interest rate risk arises from the Long Term Borrowings with fixed rates. The Company's fixed rates borrowings are carried at amortised cost.



Liquidity Risk

The Company manages liquidity risk by maintaining sufficient cash and cash equivalents including bank deposits and availability of funding through an adequate amount of committed credit facilities to meet the obligations when due. Management monitors rolling forecasts of liquidity position and cash and cash equivalents on the basis of expected cash flows. In addition, liquidity management also involves projecting cash flows considering level of liquid assets necessary to meet obligations by matching the maturity profiles of financial assets & liabilities and monitoring balance sheet liquidity ratios.

The following tables detail the Company's remaining contractual maturity for its non-derivative financial liabilities with agreed repayment periods. The information included in the tables have been drawn up based on the undiscounted cash flows of financial liabilities based on the earliest date on which the Company can be required to pay. The tables include both interest and principal cash flows. The contractual maturity is based on the earliest date on which the Company may be required to pay.

The following are the contractual maturities of non-derivative financial liabilities, based on contractual cash flows: (Rs. In Lakhs)

| Particulars | Due in 1 Year | 1 Year - 3 Years | More than 3 Years | Total |
|-----------------------------|-----------------|------------------|-------------------|-----------------|
| As at 31st March, 2022 | | | | |
| Borrowings | 361.57 | 271.10 | 250.51 | 883.18 |
| Trade Payables | 1,092.42 | - | - | 1,092.42 |
| Other Financial Liabilities | 3.69 | - | - | 3.69 |
| Total | 1,457.68 | 271.10 | 250.51 | 1,979.29 |
| As at 31st March, 2021 | | | | |
| Borrowings | 366.84 | 248.27 | 332.17 | 947.28 |
| Trade Payables | 731.54 | - | - | 731.54 |
| Other Financial Liabilities | 2.98 | - | - | 2.98 |
| Total | 1,101.35 | 248.27 | 332.17 | 1,681.80 |

Credit Risk

The Company's customer profile include Holding Company and Industries. Accordingly, the Company's customer credit risk is moderate. The Company's average project execution cycle is around 4 to 12 months. General payment terms include advance, a credit period of on an average of 180 days and certain retention money to be released at successful completion of the order. In some cases retentions are substituted with bank/ corporate guarantees. The Company has a detailed review mechanism of overdue customer receivables at various levels within organisation to ensure proper attention and focus for realisation.

| Particulars | Upto 1 Year | 1 Year - 3 Years | More Than 3 Years | Total |
|------------------------|-----------------|------------------|-------------------|-----------------|
| As at 31st March, 2022 | | | | |
| Loans to Employees | 3.40 | 12.00 | 16.67 | 32.07 |
| Trade Receivables | 1,192.53 | 14.36 | - | 1,206.88 |
| Other Financial Assets | 0.00 | - | - | 0.00 |
| Total | 1,195.93 | 26.36 | 16.67 | 1,238.96 |
| As at 31st March, 2021 | | | | |
| Loans to Employees | 3.84 | 12.00 | 16.73 | 32.57 |
| Trade Receivables | 444.99 | 22.53 | - | 467.53 |
| Other Financial Assets | 43.88 | - | - | 43.88 |
| Total | 492.71 | 34.53 | 16.73 | 543.98 |

45. As stated & confirmed by the Board of Directors, The Company does not have any such transaction which is not recorded in the books of accounts that has been surrendered or disclosed as income during the year in the tax assessments under the Income Tax Act, 1961 (such as, search or survey or any other relevant provisions of the Income Tax Act, 1961

46. As stated & confirmed by the Board of Directors, The Company does not have any Benami property, where any proceeding has been initiated or pending against the Group for holding any Benami property.

47. As stated & Confirmed by the Board of Directors, The Company has not advanced or loaned or invested funds to any other person(s) or entity(ies), including foreign entities (Intermediaries) with the understanding that the Intermediary shall:

- directly or indirectly lend or invest in other persons or entities identified in any manner whatsoever by or on behalf of the company (Ultimate Beneficiaries) or
- provide any guarantee, security or the like to or on behalf of the Ultimate Beneficiaries

48. As stated & Confirmed by the Board of Directors, The Company has not received any fund from any person(s) or entity(ies), including foreign entities (Funding Party) with the understanding (whether recorded in writing or otherwise) that the Company shall:

- directly or indirectly lend or invest in other persons or entities identified in any manner whatsoever by or on behalf of the Funding Party (Ultimate Beneficiaries) or
- provide any guarantee, security or the like on behalf of the Ultimate Beneficiaries,

49. Approval of financial statements


The financial statements were approved for issue by the Board of Directors on 10th May, 2022

50. The company has applied term loans for the purpose for which the same was obtained during the year .



58. Ratio Analysis

| Particulars | Numerator | 31st March 2022 | 31st March 2021 | Denominator | 31st March 2022 | 31st March 2021 | Variation | Reasons |
|---------------------------------|--|-----------------|-----------------|------------------------------|-----------------|-----------------|-----------|----------|
| Current Ratio | Current Assets | 2,411.38 | 1,852.33 | Current Liabilities | 2,787.79 | 2,260.04 | 0.82 | 5.54% |
| Debt Equity Ratio | Borrowings | 883.18 | 947.28 | Share Holder's Equity | 379.02 | 361.99 | 2.33 | -10.96% |
| Debt Service Coverage Ratio | Earnings available for debt Service (Refer Note I below) | 332.25 | 163.46 | Debt Service | 147.21 | 135.44 | 2.26 | 87.01% |
| Return on Equity (ROE): | Net Profit after Taxes | 6.65 | -12.49 | Average Shareholder's Equity | 370.51 | 365.53 | 1.79% | -152.49% |
| Inventory Turnover Ratio | Cost of Material Consumed + Changes in WIP / FG | 2,539.33 | 909.91 | Average Inventory | 1,258.97 | 1,207.63 | 2.02 | 167.69% |
| Trade receivable Turnover Ratio | Revenue from Operations | 3,678.18 | 1,525.78 | Average Trade Receivables | 818.76 | 548.10 | 4.49 | 61.38% |



| | | | | | | | | | | |
|------------------------------|-----------------------------------|----------|----------|-------------------------|----------|----------|--------|--------|----------|---|
| Trade Payable Turnover Ratio | Purchases | 3,006.49 | 1,616.73 | Average Trade Payables | 911.98 | 689.71 | 3.30 | 2.34 | 40.64% | As a result of high revenue generation and better and timely realisation of money from debtors, company was able to make timely payments to its raw material suppliers and service providers as compared to previous year. This has improved Trade Payable Ratio. |
| Net Capital Turnover Ratio | Revenue from Operations | 3,678.18 | 1,525.78 | Working Capital | (376.41) | (407.71) | -9.77 | -3.74 | 161.12% | Due to increased net sales during the year under review and on the other end the gap of net working capital at the end of the year has also reduced resulted in improvement of net capital turnover ratio for the year under review. Thus, when the turnover of the company is increased by about 2.25 times and the negative working capital is reduced slightly, this ratio has improved. |
| Net Profit Ratio | Net Profit | 6.65 | -12.49 | Revenue from Operations | 3,678.18 | 1,525.78 | 0.18% | -0.82% | -122.07% | Company has earned profit of Rs. 19 lacs as compared to loss incurred during the last year. In FY 21-22, sales increased in percentage terms 141% compared to FY 20-21. Due to effective utilisation of capacity, the Company could earn profit and therefore ratio has improved. |
| Return on Capital Employed | Earning Before Interest and Tax | 304.73 | 114.23 | Capital Employed | 1,262.20 | 1,309.27 | 24.14% | 8.73% | 176.70% | The company has effectively utilised its capacity and increased its turnover, which has resulted in increase in the profitability and accordingly the return of capital employed is increased during the year. |
| Return on Investment | Income generated from investments | 1.66 | 2.28 | Average Investments | 34.77 | 34.04 | 4.78% | 6.71% | -28.80% | Appx deposit of Rs. 7 lakh has been refunded in Q4 of FY21 and as a result interest income is decreased on such deposits in FY22 as compared to FY21. |

Note 1: Net Profit after taxes + Non-cash operating expenses + Interest + other adjustments like loss on sale of Fixed assets etc.



| Income taxes recognised in Statement of Profit and Loss | | |
|--|-------------------------------------|-------------------------------------|
| Particulars | For the year Ended on 31st March 22 | For the year Ended on 31st March 21 |
| Current tax | | |
| In respect of the Current Year | 5.70 | - |
| (Excess)/Short provision for tax of earlier years | 3.24 | 5.60 |
| | 8.94 | 5.60 |
| Deferred tax(credit) /Charged | 23.07 | 11.33 |
| Total income tax expense recognised in respect of continuing operations | 32.01 | 16.93 |

Tax reconciliation

The income tax expense for the year can be reconciled to the accounting profit as follows:

| Particulars | For the year Ended on 31st March 22 | For the year Ended on 31st March 21 |
|--|-------------------------------------|-------------------------------------|
| Profit before taxes | | |
| Enacted tax rate in India | 0.26 | 0.26 |
| In respect of the Current Year | 5.70 | - |
| (Excess)/Short provision for tax of earlier years | 3.24 | 5.60 |
| Effect of: | | |
| Deferred tax(credit) /Charged | 23.07 | 11.33 |
| Income taxes recognised in the Statement of Profit and Loss | 32.01 | 16.93 |

| Income tax recognised in other comprehensive income | | |
|---|-------------------------------------|-------------------------------------|
| Particulars | For the year Ended on 31st March 22 | For the year Ended on 31st March 21 |
| Deferred tax | | |
| Arising on income and expenses recognised in other comprehensive income: | | |
| Remeasurement of defined benefit obligation | 0.30 | 0.08 |
| Total income tax recognised in other comprehensive income | 0.30 | 0.08 |
| Bifurcation of the income tax recognised in other comprehensive income into:- | | |
| Items that will not be reclassified to Statement of Profit and Loss | 0.30 | 0.08 |
| Income tax recognised in other comprehensive income | 0.30 | 0.08 |

Note: Deferred tax liability has been calculated using effective tax rate of 26.00% (previous year 26.00%)

| Components of deferred tax assets and liabilities | | |
|---|----------------|----------------|
| Particulars | 31/03/2022 | 31/03/2021 |
| (a) Deferred tax liabilities | | |
| Gain on Fair value of land | 79.85 | 80.63 |
| Difference between book and tax depreciation | 69.65 | 67.57 |
| Total Deferred tax liabilities | 149.50 | 148.20 |
| (b) Deferred tax assets | | |
| Disallowances of employee benefits u/s. 43B of the Income Tax, Unabsorbed loss etc(Including Remeasurement benefit of the defined benefit plans through OCI) | 220.82 | 242.29 |
| Total Deferred tax assets | 220.82 | 242.29 |
| Deferred Tax Liabilities (Net) | (71.32) | (94.09) |



51. The Company has been sanctioned working capital limits from a bank on the basis of security of the current assets. Revised Quarterly returns or statements filed by the company with such bank are in agreement with the books of accounts .

52. The title deeds of immovable properties are in the name of company.

53. The company has not revalued its Property, Plant and Equipment and intangible assets during the year under review.

54. As stated & Confirmed by the Board of Directors ,The company has not been declared willful defaulter by the bank during the year under review.

55. As stated & Confirmed by the Board of Directors ,The company has not under taken any transactions nor has outstanding balance with the company Struck Off either under section 248 of the Act or under Section 560 of Companies act 1956.

56. As stated & Confirmed by the Board of Directors ,The company does not have any pending registration or satisfaction of charges with ROC beyond the statutory period .

57. As stated & Confirmed by the Board of Directors ,The Company has not traded or invested in Crypto Currency or Virtual Currency.

Significant accounting policies -1


Notes forming part of financial statement 1 to 60

As per our attached report of even date

For Parikh and Majumdar
Chartered Accountants
Registration No :FRN 107525W
UDIN:22040230AIVDTJ3107


CA DR. Hiren Parikh
Partner
M. No 040230

Place : Ahmedabad
Date: 10th May, 2022




For and on behalf of the Board

Savas Engineering Company Private Limited


Sunil Jain
Director
DIN : 01732987

Place : Ahmedabad
Date: 10th May, 2022


Mahendra Vyas
Director
DIN 00797484