

ANNUAL REPORT

FOR THE YEAR ENDED
31ST MARCH 2024

SAVAS ENGINEERING PVT. LTD.
AHMEDABAD



Audited by:
D. R. Thakkar & Co.
Chartered Accountants

🌐 www.cadrt.com
✉ info@cadrt.com



B-101/102, Adhunik Apartment, 58, Pritamnagar Society, Ellisbridge, Ahmedabad - 380 006.
Phone : (O) 079-26441029, 26430663 Mobile : 98250 63444
Email: info@cadrt.com • Website: www.cadrt.com

INDEPENDENT AUDITOR'S REPORT

TO,

THE MEMBERS OF

SAVAS ENGINEERING COMPANY PRIVATE LIMITED

Report on the Standalone Financial Statements


Opinion

We have audited the accompanying Standalone financial statements of **Savas Engineering Company Private Limited** ("the Company"), which comprise the Balance Sheet as at **31st March, 2024**, the Statement of Profit and Loss (including other comprehensive income), the Cash Flow Statement and Statement of Change in Equity for the year then ended, and a summary of the significant accounting policies and other explanatory information.

In our opinion and to the best of our information and according to the explanations given to us, the aforesaid standalone financial statements give the information required by the Companies Act, 2013 ("the Act") in the manner so required and give a true and fair view in conformity with Indian Accounting Standards prescribed under section 133 of the Act read with the Companies (Indian Accounting Standards) Rules, 2015, as amended, ("Ind AS") and other accounting principles generally accepted in India, of the state of affairs of the Company as at **31st March, 2024** and its profit and other comprehensive income, changes in equity and its cash flows for the year ended on that date.

Basis for Opinion

We conducted our audit in accordance with the Standards on Auditing (SAs) specified under section 143(10) of the Companies Act, 2013. Our responsibilities under those Standards are further described in the Auditor's Responsibilities for the Audit of the Financial Statements section of our report. We are independent of the Company in accordance with the Code of Ethics issued by the Institute of Chartered Accountants of India together with the ethical requirements that are relevant to our audit of the financial statements under the provisions of the Companies Act, 2013 and the Rules thereunder, and we have fulfilled our other ethical responsibilities in accordance with these requirements and the ICAI's Code of Ethics. We believe that the audit evidence we have obtained is sufficient and appropriate to provide a basis for our opinion.



Other Information

The Company's management and Board of Directors are responsible for the other information. The other information comprises the information included in the Company's annual report but does not include the standalone financial statements and our auditors' report thereon.

Our opinion on the standalone financial statements does not cover the other information and we do not express any form of assurance conclusion thereon.


In connection with our audit of the standalone financial statements, our responsibility is to read the other information and, in doing so, consider whether the other information is materially inconsistent with the standalone financial statements or our knowledge obtained in the audit or otherwise appears to be materially misstated.

If, based on the work we have performed, we conclude that there is a material misstatement of this other information, we are required to report that fact. We have nothing to report in this regard.

Responsibility of Management for the Standalone Financial Statements

The Company's Board of Directors is responsible for the matters stated in section 134(5) of the Companies Act, 2013 ("the Act") with respect to the preparation of these standalone financial statements that give a true and fair view of the financial position, financial performance, (changes in equity) and cash flows of the Company in accordance with the Ind AS and accounting principles generally accepted in India. This responsibility also includes maintenance of adequate accounting records in accordance with the provisions of the Act for safeguarding of the assets of the Company and for preventing and detecting frauds and other irregularities; selection and application of appropriate implementation and maintenance of accounting policies; making judgments and estimates that are reasonable and prudent; and design, implementation and maintenance of adequate internal financial controls, that were operating effectively for ensuring the accuracy and completeness of the accounting records, relevant to the preparation and presentation of the financial statement that give a true and fair view and are free from material misstatement, whether due to fraud or error.

In preparing the financial statements, management is responsible for assessing the Company's ability to continue as a going concern, disclosing, as applicable, matters related to going concern and using the going concern basis of accounting unless management either intends to liquidate the Company or to cease operations, or has no realistic alternative but to do so.



The Board of Directors are also responsible for overseeing the company's financial reporting process

Auditor's Responsibility for the Audit of the Financial Statements

Our objectives are to obtain reasonable assurance about whether the financial statements as a whole are free from material misstatement, whether due to fraud or error and to issue an auditor's report that includes our opinion. Reasonable assurance is a high level of assurance, but is not a guarantee that an audit conducted in accordance with SAs will always detect a material misstatement when it exists. Misstatements can arise from fraud or error and are considered material if, individually or in the aggregate, they could reasonably be expected to influence the economic decisions of users taken on the basis of these financial statements.

As part of an audit in accordance with SAs, we exercise professional judgment and maintain professional skepticism throughout the audit. We also:

- Identify and assess the risks of material misstatement of the financial statements, whether due to fraud or error, design and perform audit procedures responsive to those risks, and obtain audit evidence that is sufficient and appropriate to provide a basis for our opinion. The risk of not detecting a material misstatement resulting from fraud is higher than for one resulting from error, as fraud may involve collusion, forgery, intentional omissions, misrepresentations, or the override of internal control.
- Obtain an understanding of internal control relevant to the audit in order to design audit procedures that are appropriate in the circumstances. Under section 143(3)(i) of the Companies Act, 2013, we are also responsible for expressing our opinion on whether the company has adequate internal financial controls system in place and the operating effectiveness of such controls.
- Evaluate the appropriateness of accounting policies used and the reasonableness of accounting estimates and related disclosures made by management.
- Conclude on the appropriateness of management's use of the going concern basis of accounting and, based on the audit evidence obtained, whether a material uncertainty exists related to events or conditions that may cast significant doubt on the Company's ability to continue as a going concern. If we conclude that a material uncertainty exists, we are required to draw attention in our auditor's report to the related disclosures in the financial statements or, if such disclosures are inadequate, to modify our opinion. Our conclusions are based on the audit evidence obtained up to the date of our auditor's report. However, future events or conditions may cause the



Company to cease to continue as a going concern.

- Evaluate the overall presentation, structure and content of the financial statements, including the disclosures, and whether the financial statements represent the underlying transactions and events in a manner that achieves fair presentation.

We communicate with those charged with governance regarding, among other matters, the planned scope and timing of the audit and significant audit findings, including any significant deficiencies in internal control that we identify during our audit.

We also provide those charged with governance with a statement that we have complied with relevant ethical requirements regarding independence, and to communicate with them all relationships and other matters that may reasonably be thought to bear on our independence, and where applicable, related safeguards.

From the matters communicated with those charged with governance, we determine those matters that were of most significance in the audit of the standalone financial statements of the current period and are therefore the key audit matters. We describe these matters in our auditor's report unless law or regulation precludes public disclosure about the matter or when, in extremely rare circumstances, we determine that a matter should not be communicated in our report because the adverse consequences of doing so would reasonably be expected to outweigh the public interest benefits of such communication.




Report on Other Legal and Regulatory Requirements

As required by the Companies (Auditor's Report) order, 2020 ("the Order"), as amended, issued by the Central Government of India in terms of sub-Section (11) of Section 143 of the Act, we give in the **Annexure 'A'** a statement on the matters specified in paragraphs 3 and 4 of the Order.

As required by Section 143 (3) of the Act, we report that:

- (a) We have sought and obtained all the information and explanations which to the best of our knowledge and belief were necessary for the purposes of our audit.
- (b) In our opinion, proper books of account as required by law have been kept by the Company so far as it appears from our examination of those books
- (c) The Balance Sheet, the Statement of Profit and Loss, and the Cash Flow Statement and change in Equity dealt with by this Report are in agreement with the books of account.
- (d) In our opinion, the aforesaid standalone financial statements comply with the Ind AS specified under Section 133 of the Act.
- (e) On the basis of the written representations received from the directors as on 31st March, 2024 taken on record by the Board of Directors, none of the directors is disqualified as on **31st March, 2024** from being appointed as a director in terms of Section 164 (2) of the Act.
- f) With respect to the adequacy of the internal financial controls over financial reporting of the Company and the operating effectiveness of such controls, refer to our separate Report in "**Annexure B**"
- g) With respect to the matter to be included in the Auditors' Report under Section 197(16) of the Act:

In our opinion and according to the information and explanations given to us, the remuneration paid by the Company to its directors during the current year is in accordance with the provisions of section 197 of the Act.
- (h) With respect to the other matters to be included in the Auditor's Report in accordance with Rule 11 of the Companies (Audit and Auditors) Rules, 2014, in our opinion and to the best of our information and according to the explanations given to us:



- i. The Company does not have any pending litigations which would impact its financial position
- ii. The Company did not have any long-term contracts including derivative contracts for which there were any material foreseeable losses.
- iii. There were no amounts which were required to be transferred to the Investor Education and Protection Fund by the Company.
- iv.
 - (a) The Management has represented that, to the best of its knowledge and belief, no funds (which are material either individually or in the aggregate) have been advanced or loaned or invested (either from borrowed funds or share premium or any other sources or kind of funds) by the Company to or in any other person or entity, including foreign entity ("Intermediaries"), with the understanding, whether recorded in writing or otherwise, that the Intermediary shall, whether, directly or indirectly lend or invest in other persons or entities identified in any manner whatsoever by or on behalf of the Company ("Ultimate Beneficiaries") or provide any guarantee, security or the like on behalf of the Ultimate Beneficiaries;
 - (b) The Management has represented, that, to the best of its knowledge and belief, no funds (which are material either individually or in the aggregate) have been received by the Company from any person or entity, including foreign entity ("Funding Parties"), with the understanding, whether recorded in writing or otherwise, that the Company shall, whether, directly or indirectly, lend or invest in other persons or entities identified in any manner whatsoever by or on behalf of the Funding Party ("Ultimate Beneficiaries") or provide any guarantee, security or the like on behalf of the Ultimate Beneficiaries;
 - (c) Based on the audit procedures that have been considered reasonable and appropriate in the circumstances, nothing has come to our notice that has caused us to believe that the representations under sub-clause (i) and (ii) of Rule 11(e), as provided under (a) and (b) above, contain any material misstatement.
- v. The company does not declare or paid any dividend during the year.



- (i) With respect to the Section 143(3)(j) of the Act provides that the report of Auditors shall also state such other matters as may be prescribed. Rule 11 of the Companies (Audit and Auditors) Rules, 2014 (“CARO”) specifies such other matters that are to be reported by the auditor.

As per Rule 11(g):-

The company in respect of financial years commencing on or after the 1st April, 2022, has used such accounting software for maintaining its books of account which has a feature of recording audit trail (edit log) facility and the same has been operated throughout the year for all transactions recorded in the software and the audit trail feature has not been tampered with and the audit trail has been preserved by the company as per the statutory requirements for record retention”

As proviso to rule 3(1) of the Companies (Accounts) Rules,2014 is applicable for the company only w.e.f. April 1,2023.

Place : Ahmedabad

Date : 02/04/2024



**For, D.R. Thakkar & Co.
Chartered Accountants**

**[Dipak R. Thakkar]
PROPRIETOR
M.NO. 43166**

**Firm Regn. No. 110895W
UDIN: 24043166BKCKFX4304**


SAVAS ENGINEERING COMPANY PRIVATE LIMITED

Annexure 'A' to the Auditor's Report

On the basis of such checks as we considered appropriate and according to the information and explanation given to us during the course of our audit, we report that:


- i. In respect of the Company's Property, Plant and Equipment and Intangible Assets:
 - (a) (A) The Company has maintained proper records showing full particulars, including quantitative details and situation of Property, Plant and Equipment and relevant details of right-of-use assets.

(B) The Company does not have any intangible assets.
 - (b) During the year company has only one office building under right-of-use assets, for which physical verification is not require. hence under this clause no reporting requirement has been arise.
 - (c) The company does not have any immovable properties (other than properties where the company is the lessee and lease agreement are duly executed in favor of the lessee), hence reporting requirement regarding title deed of immovable property does not arise.
 - (d) The Company has not revalued any of its Property, Plant and Equipment (including right-of-use assets) and intangible assets during the year.
 - (e) No proceedings have been initiated during the year or are pending against the Company as at March 31, 2024 for holding any benami property under the Benami Transactions (Prohibition) Act, 1988 (as amended in 2016) and rules made thereunder.
- ii.
 - (a) The Company does not have any inventory and hence reporting under clause 3(ii)(a) of the Order is not applicable.
 - (b) The Company has not been sanctioned working capital limits in excess of ₹ 5 crore, in aggregate, at any points of time during the year, from banks or financial




institutions on the basis of security of current assets and hence reporting under clause 3(ii)(b) of the Order is not applicable.

- iii. According to the information and explanations given to us and on the basis of our examination of the books of account, the Company has not made any investments in, provided any guarantee or security or granted any loans or advances in the nature of loans, secured or unsecured, to companies, firms, Limited Liability Partnership or other parties hence reporting under clauses iii (a), iii (b), iii (c), iii (d), iii (e) and iii (f) of the order are not applicable to the Company.
- iv. In our opinion and according to the information and explanations given to us, the company has complied with the provisions of section 185 and 186 of the Companies Act, 2013 In respect of loans, investments, guarantees, and security.
- v. The Company has not accepted any deposits from the public, Therefore compliance to directives issued by the Reserve Bank of India and the Provision of sections 73 to 76 or any other relevant provision of the Companies Act,2013 and the rules framed there under are not applicable to the company.
- vi. As informed to us the company is not required to maintain the cost records pursuant to rules made by the Central Government for the maintenance of cost records under section 148 (1) of the Companies Act
- vii. According to the information and explanations given to us, in respect of statutory dues:
 - (a) According to the records of the company, undisputed statutory dues including Goods and Services Tax, Provident Fund, Employees' State Insurance, Income-tax, Sales-tax, Wealth Tax, Service Tax, Custom Duty, Excise Duty, Value added tax, cess to the extent applicable and any other statutory dues have generally been regularly deposited with the appropriate authorities.



- (b) According to the information and explanations given to us there were no outstanding statutory dues for a period of more than six months from the date they became payable.
- (c) According to the information and explanations given to us, there is no statutory dues referred to in sub-clause (a) have not been deposited on account of any disputes.
- viii. There were no transactions relating to previously unrecorded income that have been surrendered or disclosed as income during the year in the tax assessments under the Income Tax Act, 1961 (43 of 1961).
- ix. (a) The Company has not taken any loans or other borrowings from any lender. Hence reporting under clause 3(ix)(a) of the Order is not applicable.
- (b) The Company has not been declared willful defaulter by any bank or financial institution or government or any government authority
- (c) The Company has not taken any term loan during the year and there are no outstanding term loans at the beginning of the year and hence, reporting under clause 3(ix)(c) of the Order is not applicable.
- (d) On an overall examination of the financial statements of the Company, funds raised on short term basis have, prima facie, not been used during the year for long-term purposes by the Company.
- (e) On an overall examination of the financial statements of the Company, the Company has not taken any funds from any entity or person on account of or to meet the obligations of its subsidiaries.
- (f) The Company has not raised any loans during the year and hence reporting on clause 3(ix)(f) of the Order is not applicable.



- x.
- (a) The Company has not raised moneys by way of initial public offer or further public offer (including debt instruments) during the year and hence reporting under clause 3(x)(a) of the Order is not applicable.
 - (b) During the year, the Company has not made any preferential allotment or private placement of shares or convertible debentures (fully or partly or optionally) and hence reporting under clause 3(x)(b) of the Order is not applicable.
- xi.
- (a) Based on the audit procedures performed and the information and explanations given to us, we report that no fraud on or by the Company has been noticed or reported during the year, nor have we been informed of such case by the management.
 - (b) No report under sub-section (12) of section 143 of the Companies Act has been filed in Form ADT-4 as prescribed under rule 13 of Companies (Audit and Auditors) Rules, 2014 with the Central Government, during the year and upto the date of this report.
 - (c) We have taken into consideration the whistle blower complaints received by the Company during the year (and up to the date of this report), while determining the nature, timing and extent of our audit procedures.
- xii. The Company is not a Nidhi Company and hence reporting under clause (xii) of the Order is not applicable.
- xiii. In our opinion, all transactions with the related parties are in compliance with section 177 and 188 of Companies Act, 2013 and the details have been disclosed in the Financial Statements as required by the applicable accounting standards.
- xiv. The company does not require to appoint internal auditor nor set up any internal audit system under the provision of Companies Act, 2013, hence reporting under clause (xiv) of the order is not applicable.



- xv. Based upon the audit procedures performed and the information and explanations given by the management, the Company has not entered into any non-cash transactions with its Directors or persons connected with its directors. and hence provisions of section 192 of the Companies Act, 2013 are not applicable to the Company.
- xvi.
- (a) In our opinion, the Company is not required to be registered under section 45-IA of the Reserve Bank of India Act, 1934. Hence, reporting under clause 3(xvi)(a), (b) and (c) of the Order is not applicable.
- (b) In our opinion, there is no core investment company within the Group (as defined in the Core Investment Companies (Reserve Bank) Directions, 2016) and accordingly reporting under clause 3(xvi)(d) of the Order is not applicable.
- xvii. The Company has not incurred cash losses during the financial year covered by our audit and the immediately preceding financial year i.e. F.Y.2022-23.
- xviii. There has been no resignation of the statutory auditors of the Company during the year.
- xix. On the basis of the financial ratios, ageing and expected dates of realisation of financial assets and payment of financial liabilities, other information accompanying the financial statements and our knowledge of the Board of Directors and Management plans and based on our examination of the evidence supporting the assumptions, nothing has come to our attention, which causes us to believe that any material uncertainty exists as on the date of the audit report indicating that Company is not capable of meeting its liabilities existing at the date of balance sheet as and when they fall due within a period of one year from the balance sheet date. We, however, state that this is not an assurance as to the future viability of the Company. We further state that our reporting is based on the facts up to the date of the audit report and we neither give any guarantee nor any assurance that all liabilities falling due within a period of one year from the balance sheet date, will get discharged by the Company as and when they fall due.



xx. The company does not require to spent the amount towards Corporate Social Responsibility (CSR) as per provision of section 135(1) of Companies Act, 2013 hence reporting under clause (xx) of the order is not applicable.

Place : Ahmedabad
Date : 02/04/2024



For, D.R. Thakkar & Co.
Chartered Accountants

A handwritten signature in blue ink, appearing to read "Dipak R. Thakkar", written over a horizontal line.

[Dipak R. Thakkar]
PROPRIETOR
M.NO. 43166
Firm Regn.No. 110895W
UDIN: 24043166BKCKFX4304

SAVAS ENGINEERING COMPANY PRIVATE LIMITED

“Annexure B” to the Independent Auditor’s Report of even date on the Financial Statements

Report on the Internal Financial Controls under Clause (i) of Sub-section 3 of Section 143 of the Companies Act, 2013 (“the Act”)

We have audited the internal financial controls over financial reporting of **SAVAS ENGINEERING COMPANY PRIVATE LIMITED** (“the Company”) as of **March 31, 2024** in conjunction with our audit of the Ind AS financial statements of the Company for the year ended on that date.

Management’s Responsibility for Internal Financial Controls

The Company’s management is responsible for establishing and maintaining internal financial controls based on the internal control over financial reporting criteria established by the Company considering the essential components of internal control stated in the Guidance Note on Audit of Internal Financial Controls Over Financial Reporting issued by the Institute of Chartered Accountants of India. These responsibilities include the design, implementation and maintenance of adequate internal financial controls that were operating effectively for ensuring the orderly and efficient conduct of its business, including adherence to company’s policies, the safeguarding of its assets, the prevention and detection of frauds and errors, the accuracy and completeness of the accounting records, and the timely preparation of reliable financial information, as required under the Companies Act, 2013.

Auditors’ Responsibility

Our responsibility is to express an opinion on the Company's internal financial controls over financial reporting based on our audit. We conducted our audit in accordance with the Guidance Note on Audit of Internal Financial Controls Over Financial Reporting (the “Guidance Note”) and the Standards on Auditing, issued by ICAI and deemed to be prescribed under section 143(10) of the Companies Act, 2013, to the extent applicable to an audit of internal financial controls, both applicable to an audit of Internal Financial Controls and, both issued by the Institute of Chartered Accountants of India. Those Standards and the Guidance Note require that we comply with ethical requirements and plan and perform the audit to obtain reasonable assurance about whether adequate internal financial controls over financial reporting was



established and maintained and if such controls operated effectively in all material respects.

Our audit involves performing procedures to obtain audit evidence about the adequacy of the internal financial controls system over financial reporting and their operating effectiveness. Our audit of internal financial controls over financial reporting included obtaining an understanding of internal financial controls over financial reporting, assessing the risk that a material weakness exists, and testing and evaluating the design and operating effectiveness of internal control based on the assessed risk. The procedures selected depend on the auditor's judgement, including the assessment of the risks of material misstatement of the financial statements, whether due to fraud or error.

We believe that the audit evidence we have obtained is sufficient and appropriate to provide a basis for our audit opinion on the Company's internal financial controls system over financial reporting.

Meaning of Internal Financial Controls Over Financial Reporting

A company's internal financial control over financial reporting is a process designed to provide reasonable assurance regarding the reliability of financial reporting and the preparation of financial statements for external purposes in accordance with generally accepted accounting principles. A company's internal financial control over financial reporting includes those policies and procedures that:-

- (1) pertain to the maintenance of records that, in reasonable detail, accurately and fairly reflect the transactions and dispositions of the assets of the company;
- (2) provide reasonable assurance that transactions are recorded as necessary to permit preparation of financial statements in accordance with generally accepted accounting principles, and that receipts and expenditures of the company are being made only in accordance with authorizations of management and directors of the company; and
- (3) provide reasonable assurance regarding prevention or timely detection of unauthorized acquisition, use, or disposition of the company's assets that could have a material effect on the financial statements.

Inherent Limitations of Internal Financial Controls Over Financial Reporting

Because of the inherent limitations of internal financial controls over financial reporting, including the possibility of collusion or improper management override of controls, material misstatements due to error or fraud may occur and not be detected. Also, projections of any evaluation of the internal financial controls over financial reporting to future periods are subject



to the risk that the internal financial control over financial reporting may become inadequate because of changes in conditions, or that the degree of compliance with the policies or procedures may deteriorate.

Opinion

In our opinion, the Company has, in all material respects, an adequate internal financial controls system over financial reporting and such internal financial controls over financial reporting were operating effectively as at **March 31, 2024**, based on the internal control over financial reporting criteria established by the Company considering the essential components of internal control stated in the Guidance Note on Audit of Internal Financial Controls Over Financial Reporting issued by the Institute of Chartered Accountants of India.

Place : Ahmedabad
Date : 02/04/2024



For, D.R. Thakkar & Co.
Chartered Accountants

[Dipak R. Thakkar]
PROPRIETOR
M.NO. 43166
Firm Regn. No. 110895W
UDIN: 24043166BKCKFX4304

Savas Engineering Company Private Limited

Balance Sheet As At 31st March 2024

(Rs. In Lakhs)

Particulars	Note No.	As at 31.03.2024	As at 31.03.2023
ASSETS			
(1) Non Current Assets			
(a) Property, Plant and Equipment	2	1,001.46	1,023.06
(b) Intangible Assets	2	26.23	54.77
(c) Financial Assets			
(i) Loans	3	4.07	3.69
(ii) Trade receivables	4	217.06	426.15
(iii) Other Financial Assets	5	7.49	32.01
(c) Other Non Current Assets	6	4.64	21.25
Total Non Current Assets		1,260.95	1,560.93
(2) Current Assets			
(a) Inventories	7	1,715.72	1,140.21
(a) Financial Assets			
(i) Trade receivables	8	571.62	784.12
(ii) Cash and Cash Equivalents	9	42.87	15.80
(b) Other Current Assets	10	100.73	60.98
Total Current Assets		2,430.95	2,001.10
Total Assets		3,691.90	3,562.02
EQUITY AND LIABILITIES			
Equity			
(a) Equity Share Capital	11	19.05	19.05
(b) Other Equity	12	128.57	308.33
Total Equity		147.62	327.38
Liabilities			
(1) Non Current Liabilities			
(a) Financial Liabilities			
(i) Borrowings	13	-	429.36
(i) Provisions	14	19.54	14.57
(i) Deferred Tax Liability	15	16.34	21.85
Total Non Current Liabilities		35.88	465.78
(2) Current Liabilities			
(a) Financial Liabilities			
(i) Borrowing	16	161.19	378.99
(i) Other Financial Liabilities	17	1.03	4.57
(ii) Trade Payables	18		
(A) Total outstanding dues of small Enterprises and Micro Enterprises		26.17	13.54
(B) Total outstanding dues of creditors other than small enterprises and micro enterprises		335.26	725.36
(b) Other Current Liabilities	19	2,983.74	1,645.63
(c) Short Term Provisions	20	1.01	0.78
(c) Current Tax Liabilities(Net)			
Total Current Liabilities		3,508.40	2,768.86
Total Equity and Liabilities		3,691.90	3,562.02

NOTES TO ACCOUNTS

1-31

SIGNIFICANT ACCOUNTING POLICIES AS PER IND AS

1

Notes attached there to form an integral part of Financial Statemnets

This is the Balance Sheet referred to in our Report of even date.

For, D.R. THAKKAR & Co.
CHARTERED ACCOUNTANTS



(CA. DIPAK R. THAKKAR)
FCA, PROPRIETOR
Membership No. :043166
Firm Reg. No.: 110895W
UDIN: 24043166BKCKFX4304



For & Behalf of Board of
Savas Engineering Company Private Limited



[Sunil Jain]
DIRECTOR
DIN : 01732987



[Mahendra Vyas]
DIRECTOR
DIN : 0797484

PLACE : AHMEDABAD
DATE : 02 /04 /2024

PLACE : AHMEDABAD
DATE : 02 /04 /2024

Savas Engineering Company Private Limited
Statement Of Profit & Loss For The Year Ended On 31st March 2024

(Rs. in Lakhs)

Sr. No	Particulars	Note No.	For the Year ended on 31.03.2024	For the Year ended on 31.03.2023
	Continuing Operations			
I	Revenue from Operations	21	3248.36	4081.70
II	Other Income	22	10.03	6.74
	III. Total Revenue (I +II)		3258.39	4,088.44
IV	Expenses:			
	Cost of Material Consumed	23	2606.44	2,719.43
	Changess in Inventories of Finished Goods & Stock in Process	24	(530.66)	74.70
	Employee Benefit Expenses	25	169.77	170.97
	Finance Costs	26	275.30	316.08
	Depreciation and Amortization Expense	27	83.68	82.41
	Other Expenses	28	816.40	683.87
	Total Expenses (IV)		3,420.93	4,047.46
V	Profit before Exceptional Items and Tax (III-IV)		(162.54)	40.98
VI	Exceptional Items			
VII	Profit Before Tax (V - VII)		(162.54)	40.98
VIII	Tax expense:	29		
	(1) Current tax		-	-
	(2) Short \ (Excess)Provision of Taxation of Earlier Years		22.74	1.72
	(3) Deferred tax		(5.51)	92.58
IX	Profit(Loss) from the year from continuing operations (VII - VIII)		(179.77)	(53.32)
X	Profit(Loss) from the year from discontinued operations			
XI	Tax expenses of discontinued operations			
XII	Profit/(loss) from Discontinued operations after Tax (X-XI)		-	-
XIII	Profit/(loss) for the period (VIII+XII)		(179.77)	(53.32)
XIV	Other Comprehensive Income (OCI)			
	(A)(i) Items that will not be reclassified to profit or loss		-	(2.28)
	(ii) Income tax relating to items that will not be reclassified to profit or loss		-	0.59
	(B) Items that will be reclassified to profit or loss		-	
	Total Other Comprehensive Income for The Year		-	(1.68)
XV	Total Comprehensive Income for The Year (XIII+XIV)		(179.77)	(51.64)
XVI	Earning per Equity Share:	30		
	(1) Basic		(94.37)	(27.99)
	(2) Diluted		(94.37)	(27.99)

NOTES TO ACCOUNTS

1-31

SIGNIFICANT ACCOUNTING POLICIES AS PER IND AS

1

Notes attached there to form an integral part of Financial Statemnets

This is the Statement of Profit & Loss referred to in our Report of even date.

FOR, D.R. THAKKAR & Co.
 CHARTERED ACCOUNTANTS

(CA. DIPAK R. THAKKAR)
 FCA , PROPRIETOR
 Membership No. :043166
 Firm Reg. No.: 110895W
 UDIN: 24043166BKCKFX4304



For & Behalf of Board of
 Savas Engineering Company Private Limited

[Sunil Jain]
 DIRECTOR
 DIN : 01732987

[Mahendra Vyas]
 DIRECTOR
 DIN : 0797484

PLACE : AHMEDABAD

PLACE : AHMEDABAD

DATE : 02 /04 /2024

DATE : 02 /04 /2024

Savas Engineering Company Private Limited
Cash Flow Statement for the year ended on 31st March, 2024

(Rs. in Lakhs)

Particulars	For the Year ended on 31.03.2024		For the Year ended on 31.03.2023	
(A) Cash Flow From Operating Activities				
Net profit before tax from continuing operations		(162.54)		40.98
Adjustments for:				
Interest Income	(3.12)		(3.17)	
Depreciation	83.68		82.41	
Finance Cost	275.30		316.08	
		355.86		395.32
Operating Profit before Working capital changes		193.32		436.29
Adjustments in Working Capital:				
Change in Long Term Loans and Advances	(0.38)			
Change in other financial Asset	24.52		(6.19)	
Change in Non Current Assets	16.61		(399.12)	
Change in Inventories	(575.52)		27.65	
Change in Trade Receivables (Current)	212.49		(77.59)	
Change in Trade Receivables (Non Current)	209.10			
Change in Other Current Assets	(39.75)		-	
Change in Trade Payable (Current)	(377.47)		118.13	
Change in Trade Payable (Non Current)	-		-	
Change in Other Financial Liabilities	(3.54)		0.88	
Change in Other Liabilities	591.87	57.93	227.48	(108.76)
Cash generated from operations		251.25		327.54
Direct Taxes Paid		-		(1.72)
Direct Taxes Refund		(22.74)		-
Net Cash from Operating Activities (A)		228.51		325.82
(B) Cash flow from Investing activities				
Purchase of Fixed Assets	(33.55)		(25.07)	
Sales of Fixed Assets	-			
Interest Received	3.12		3.17	
Net cash from investing activities (B)		(30.43)		(21.90)
(C) Cash flow from financing activities				
Proceeds From Borrowing	104.29		17.41	
Repayment Of Borrowing				
Finance Charges Paid	(275.30)		(316.08)	
Interest Paid	-			
Net cash generated from financing activities (C)		(171.00)		(298.67)
Net increase in cash & cash equivalents (A+B+C)		27.08		5.25
Cash &Cash equivalents at the beginning of the period		15.80		10.55
Cash & cash equivalents at the end of the period		42.87		15.80

Components of Cash and cash equivalents :

Particulars	For the Year ended on 31.03.2024		For the Year ended on 31.03.2023	
Cash on hand		0.35		0.13
Balances with the banks		0.14		0.15
FDR with banks		42.38		15.52
Total Cash and cash equivalents as restated		42.87		15.80

NOTES TO ACCOUNTS

SIGNIFICANT ACCOUNTING POLICIES AS PER IND AS

Notes attached there to form an integral part of Financial Statemnets

This is the Balance Sheet referred to in our Report of even date.

For, D.R. THAKKAR & Co.
CHARTERED ACCOUNTANTS

(CA. DIPAK R. THAKKAR)
 FCA , PROPRIETOR
 Membership No. :043166
 Firm Reg. No.: 110895W
 UDIN: 24043166BKCKFX4304
 PLACE : AHMEDABAD
 DATE : 02 /04 /2024



For & Behalf of Board of
 Savas Engineering Company Private Limited

[Sunil Jain]
 DIRECTOR
 DIN : 01732987

[Mahendra Vyas]
 DIRECTOR
 DIN : 0797484

PLACE : AHMEDABAD
 DATE : 02 /04 /2024

Savas Engineering Company Private Limited

Statement of Changes in Equity for the year ended on 31st March, 2024

(A) Equity Share Capital

Particulars	(Rs. In Lakhs)
	Amount
Balance as at 1st April, 2022	19.05
Changes in Equity Share Capital due to prior period errors	-
Restated balance as at April 1, 2022	-
Changes in equity share capital during the current year	-
Balance as at 31st March, 2023	19.05
(Rs. In Lakhs)	
	Amount
Balance as at 1st April, 2023	19.05
Changes in Equity Share Capital due to prior period errors	-
Restated balance as at April 1, 2023	-
Changes in equity share capital during the current year	-
Balance as at 31st March, 2024	19.05

(B) Other Equity

Particulars	Note No.	Securities Premium	General Reserve	Revaluation Reserve	Retained Earnings	Deemed capital contribution from holding company	FVOCI - equity investments	Total
Balance as at 1st April, 2022		362.57	27.50	330	(402.97)	45.13	(2.17)	359.98
Profit for the year			-		(53.32)		-	(53.32)
Remeasurement of defined benefit plans (net of tax)			-		-		1.68	1.68
Other comprehensive income for the year (net of IT)			-		-		-	-
Balance as at 31st March, 2023		362.57	27.50	329.93	(456.30)	45.13	(0.49)	308.34
Balance as at 1st April, 2023		362.57	27.50	329.93	(456.30)	45.13	(0.49)	308.34
Profit for the year			-		(179.77)		-	(179.77)
Remeasurement of defined benefit plans (net of tax)			-		-		-	-
Other comprehensive income for the year (net of IT)			-		-		-	-
Balance as at 31st March, 2024			-		(636.06)	45.13	(0.49)	128.57



Savas Engineering Company Private Limited

Notes to Standalone Financial Statements

COMPANY OVERVIEW AND SIGNIFICANT ACCOUNTING POLICIES

1 Corporate Information

Savas Engineering Company Private Limited ('the Company') is a Public company domiciled and incorporated in India having its registered office at 498/1, Radhe Industrial Estate Trajpur Road, Village: Changodar, Taluka: Sanand, Ahmedabad. The Company develops customised solutions for applications involving vacuum processes for heavy duty insulation. The engineered product range includes Vapour Phase Drying, Vacuum Drying Autoclaves, Oil Treatment Systems, etc.

2 Basis of Preparation

(a) Statement of Compliance

These Financial Statements have been prepared in accordance with the applicable Indian Accounting Standards ("Ind AS") prescribed under Section 133 of the Companies Act, 2015 ("Act") read with the Companies (Indian Accounting Standards) Rules and other relevant provisions of the Act and Rules thereunder, as amended from time to time.

(b) Basis of Measurement

The Financial Statements have been prepared on the historical cost convention on accrual basis except for certain financial assets and liabilities that are measured at fair value, amortised cost or present value, as disclosed in accounting policies and Defined Benefit Plans where Plan Assets are measured at fair value at the end of each reporting period:

Historical cost is generally based on the fair value of the consideration given in exchange for goods and services.

As the operating cycle cannot be identified in normal course due to the special nature of the industry, the same has been assumed to have duration of 12 months. Accordingly, all assets and liabilities have been classified as current or non-current as per the Company's operating cycle and other criteria set out in Ind AS-1 'Presentation of Financial Statements' and Schedule III to the Companies Act, 2013.

The Financial Statements have been presented in Indian Rupees (INR), which is also the Company's functional currency. All values are rounded off to the nearest two decimal lakhs, unless otherwise indicated.

(c) Fair Value Measurement

Fair value is the price that would be received to sell an asset or paid to transfer a liability in an orderly transaction between market participants at the measurement date under current market conditions.

The Company categorizes assets and liabilities measured at fair value into one of three levels depending on the ability to observe inputs employed in their measurement which are described as follows:

- (i) Level 1: Quoted Prices (unadjusted) in active markets for identical assets or liabilities
- (ii) Level 2: inputs that are observable, either directly or indirectly, other than quoted prices included within level 1 for the asset or liability.
- (iii) Level 3 : inputs are unobservable inputs for the asset or liability reflecting significant modifications to observable related market data or Company's assumptions about pricing by market participants.

For assets and liabilities that are recognised in the financial statements on a recurring basis, the Company determines whether transfers have occurred between levels in the hierarchy by re-assessing categorisation (based on the lowest level input that is significant to the fair value measurement as a whole) at the end of each reporting period.



Savas Engineering Company Private Limited

Notes to Standalone Financial Statements

Investments in Subsidiaries and Joint ventures

The Company records the investments in equity instruments of subsidiaries and joint ventures at cost less impairment loss, if any.

When the Company issues financial guarantees on behalf of subsidiaries, initially it measures the financial guarantees at their fair values and subsequently measures at the higher of:

- (i) the amount of loss allowance determined in accordance with impairment requirements of Ind AS 109 'Financial Instruments'; and
- (ii) the amount initially recognized less, when appropriate, the cumulative amount of income recognized in accordance with principles enunciated in Ind AS 115 "Revenue from Contracts with Customers"

The Company records the initial fair value of financial guarantee as deemed investment with a corresponding liability recorded as deferred revenue under financial guarantee obligation. Such deemed investment is added to the carrying amount of investment in subsidiaries. Deferred revenue is recognized in the Statement of Profit and Loss over the remaining period of financial guarantee issued as other income.

On disposal of investment in subsidiary and joint venture, the difference between net disposal proceeds and the carrying amounts (including corresponding value of dilution in deemed investment) are recognized in the Statement of Profit and Loss.

3 Significant Accounting Policies

(a) Property, Plant and Equipment

The Company has elected to continue with the carrying value of its Property Plant & Equipment (PPE) recognised as of April 1, 2016 (transition date) measured as per the Previous GAAP and used that carrying value as its deemed cost as on the transition date as per Para D7AA of Ind AS 101.

Land and buildings held for use in the production or supply of goods or services, or for administrative purposes, are stated in the Balance Sheet at cost less accumulated depreciation and impairment losses, if any. Freehold land is not depreciated.

Property, Plant & Equipment (PPE) comprises of Tangible assets and Capital Work in progress (except Right Of Use assets). PPE are stated at cost, net of tax/duty credit availed, if any, after reducing accumulated depreciation and accumulated impairment losses, if any; until the date of the Balance Sheet.

The cost of PPE comprises of its purchase price or its construction cost (net of applicable tax credit, if any), any cost directly attributable to bring the asset into the location and condition necessary for it to be capable of operating in the manner intended by the management. Direct costs are capitalized until the asset is ready for use and includes borrowing cost capitalised in accordance with the Company's accounting policy.

Capital work in progress includes the cost of PPE that are not yet ready for the intended use.

An item of PPE is de-recognized upon disposal or when no future economic benefits are expected to arise from the continued use of the asset. Any gain or loss arising on the disposal or retirement of an item of PPE is determined as the difference between the sales proceeds and the carrying amount of the asset and is recognized in the Statement of Profit and Loss.



Savas Engineering Company Private Limited

Notes to Standalone Financial Statements

Depreciation of these PPE commences when the assets are ready for their intended use.

Depreciation is provided on the cost of Property, Plant and Equipment (other than land and properties under construction) less their estimated residual value, using the straight-line method over the useful life of PPE as stated in the Schedule II to the Companies Act, 2013 or based on technical assessment by the Company.

Useful lives of each class of PPE as prescribed under Part C of Schedule II to the Companies Act, 2013 and adopted by the company are as under:-

Asset Description	Assets Useful life (in Years)
Factory Building	30
Building other than Factory Building	60
Plant and Equipments	15
Electrical installations	10
Air conditioners & refrigerators	5
Office Equipments	5
Computers	3
Furniture and Fixtures	10
Vehicles	8 & 10

Useful lives of following class of PPE is based on technical assessment by the Company which is as

Asset Description	Assets Useful life (in Years)
Plant and Machinery acquired before 1st April 2014	21
Electrical Installation acquired before 1st April 2014	21

The estimated useful lives, residual values and depreciation method are reviewed on an annual basis and if necessary, changes in estimates are accounted for prospectively.

As per internal technical evaluation carried out by the management, the management of the company believes that its Property, Plant & Equipment are of such nature that separate components are not distinctly identifiable having different useful life. And therefore, Component level accounting and reporting is not practically feasible for the company.

Depreciation on additions/deletions to PPE during the year is provided for on a pro-rata basis with reference to the date of additions/deletions.

Depreciation on subsequent expenditure on PPE arising on account of capital improvement or other factors is provided for prospectively over the remaining useful life.



Savas Engineering Company Private Limited

Notes to Standalone Financial Statements

(b) Intangible Assets

Company has elected to continue with the carrying value of its Intangible assets recognised as of April 1, 2016 (transition date) measured as per the Previous GAAP and used that carrying value as its deemed cost as on the transition date as per Para D7AA of Ind AS 101.

Intangible assets with finite useful life acquired separately, are recognized only if it is probable that future economic benefits that are attributable to the assets will flow to the enterprise and the cost of assets can be measured reliably. The intangible assets are recorded at cost and are carried at cost less accumulated amortization and accumulated impairment losses, if any.

Intangible assets are amortized over the estimated period of benefit, not exceeding ten years.

Intangible assets is derecognized on disposal, or when no future economic benefits are expected from use or disposal. Gains or losses arising from derecognition of an intangible asset are determined as the difference between the net disposal proceeds and the carrying amount of the asset, and recognized in the Statement of Profit and Loss when the asset is derecognized.

Intangible assets are amortised on Straight Line Method from the date they are available for use, over the useful lives of the assets as estimated by the Management as under:

Asset Description	Assets Useful life (in Years)
Computer Software	3 to 5
Technical Know - How	10
Design and Prototype	5

(c) Impairment of non-financial assets

The Company reviews at each reporting period whether there is any indication that an asset may be impaired. If at the end of reporting period any such indication exists, the company estimates the recoverable amount of the asset. If such recoverable amount of the asset or the recoverable amount of the cash generating unit to which the asset belongs is less than its carrying amount, the carrying amount is reduced to its recoverable amount. The reduction is treated as an impairment loss and is recognized in the Statement of Profit & Loss. If at the reporting period, there is an indication that there is change in the previously assessed impairment loss, the recoverable amount is reassessed and the asset is reflected at the recoverable amount.

Recoverable amount is the higher of fair value less costs of disposal and value in use. In assessing value in use, the estimated future cash flows are discounted to their present value using a pre-tax discount rate that reflects current market assessments of the time value of money and the risks specific to the asset for which the estimates of future cash flows have not been adjusted.

If the recoverable amount of an asset (or cash-generating unit) is estimated to be less than its carrying amount, the carrying amount of the asset (or cash-generating unit) is reduced to its recoverable amount. An impairment loss is recognized immediately in the Statement of Profit and Loss.



Savas Engineering Company Private Limited

Notes to Standalone Financial Statements

An assessment is made at an interval of 3 years to see if there are any indications that impairment losses recognized earlier may no longer exist or may have come down. The impairment loss is reversed, if there has been a change in the estimates which has the effect of increasing the asset's recoverable amount since the previous impairment loss was recognized. If it is so, the carrying amount of the asset is increased to the lower of its recoverable amount and the carrying amount that has been determined, net of depreciation, had no impairment loss been recognized for the asset in prior years. After a reversal, the depreciation charge is adjusted in future periods to allocate the asset's revised carrying amount, less any residual value, on a systematic basis over its remaining useful life. Reversals of Impairment loss are recognized in the Statement of Profit and Loss.

(d) Inventories

Inventories are valued at lower of cost and net realizable value after providing for obsolescence and other losses, where considered necessary. The basis of determining the value of each class of inventory is as follows:

Inventories	Cost Formulae
Raw Material and Stores & Spares	At Moving Weighted Average Cost (Net of eligible credit)
Raw Material in Transit	At Invoice Price
Scrap	At net realisable value
Process Stock	At Cost comprising of raw material cost, labour cost and appropriate proportion of manufacturing expenses and overheads as per stage of completion.
Finished Goods (including Finished goods in transit)	At Cost comprising of raw material cost, labour cost and appropriate proportion of manufacturing expenses and overheads.

(e) Revenue and Income Recognition

Revenues are recognized when the Company satisfies the performance obligation by transferring a promised product or service to a customer, in an amount that reflects the consideration which the company expects to receive in exchange of those goods or services. A product is transferred when the customer obtains control of that product, which is either at the point in time when the product is delivered to the Customer premises or at the point in time when the title is passed to the customer based on the contractual terms.

Revenue from services is recognised at a point in time or over the time depending upon the terms of the contract as and when performance obligations are fulfilled.

Revenue is measured at the transaction price of the consideration received or receivable duly adjusted for variable consideration and the same represents amounts receivable for goods and services provided in the normal course of business. Revenue also excludes tax collected from customers. Contract modifications are accounted for as a part of existing contract or separate contract based on conditions prescribed in Ind AS 115. Any retrospective revision in prices is accounted for in the year of such revision.

Interest on investments is booked on a time proportion basis taking into account the amounts invested and the rate of interest.



Savas Engineering Company Private Limited

Notes to Standalone Financial Statements

Dividend income is recognised when the right to receive the same is established.

Export incentives are accrued in the year when the right to receive the same is established in respect of exports made and are accounted to the extent there is no significant uncertainty about the measurability and ultimate realization/ utilization of such benefits/ duty credit.

Service Support income is recognized on accrual basis at point in time as per the terms of the contract.

Other income is recognized on accrual basis except when realization of such income is uncertain.

(f) Foreign Exchange Transactions

Transactions in currencies other than the Company's functional currency (foreign currencies) are recognized at the rates of exchange prevailing at the dates of the transactions. At the end of each reporting period, monetary items denominated in foreign currencies are translated using exchange rate prevailing on the last day of the reporting period.

Non monetary items which are carried in terms of historical cost denominated in a foreign currency are reported using the exchange rate at the date of transaction.

Exchange differences on monetary items are recognized in the Statement of Profit and Loss in the period in which they arise.

(g) Leases

As Lessee

The Company assesses whether a contract, is, or contains a lease, at inception of a contract. A contract is, or contains, a lease if the contract conveys the right to control the use of an identified asset for a period of time in exchange for consideration. To assess whether a contract conveys the right to control the use of an identified asset, the Company assesses whether:


- the contract involves the use of an identified asset;
- the Company has substantially all of the economic benefits from use of the asset throughout the period of the lease and
- the Company has the right to direct the use of the asset.

At the date of commencement of the lease, the Company recognises a lease liability for all lease arrangements in which it is a lessee, except for leases with a term of twelve months or less (short-term leases) and low value leases and corresponding Right-of-use Asset . For these short-term and low value leases, the Company recognises the lease payments as an operating expense on a straight-line basis over the term of the lease.

The Right-of-use Assets are initially recognized at cost, which comprises the initial amount of the lease liabilities adjusted for any lease payments made at or prior to the commencement date of the lease plus any initial direct costs less any lease incentives. They are subsequently measured at cost less accumulated depreciation and impairment losses and adjusted for any remeasurement of the lease liabilities.

Right-of-use Assets are depreciated on a straight-line basis over the shorter of the lease term and useful life of the underlying asset.

The lease liability is initially measured at the present value of the future lease payments. The lease payments are discounted using the interest rate implicit in the lease or, if it is not readily determinable, using the incremental borrowing rate. Lease liabilities are remeasured with a corresponding adjustment to the related right of use asset if the Company changes its assessment if whether it will exercise an extension or a termination option.



Savas Engineering Company Private Limited

Notes to Standalone Financial Statements

The Company accounts for each lease component within the contract as a lease separately from non-lease components of the contract and allocates the consideration in the contract to each lease component on the basis of the relative stand-alone price of the lease component and the aggregate stand-alone price of the non-lease components, except for leases where the company has elected to use practical expedient not to separate non-lease payments from the calculation of the lease liability and ROU asset where the entire consideration is treated as lease component.

Short-term leases and leases of low-value assets

The Company applies the short-term lease recognition exemption to its short-term leases of Property, Plant and Equipment (i.e., those leases that have a lease term of 12 months or less from the commencement date and do not contain a purchase option). It also applies the lease of low-value assets recognition exemption to leases that are considered of low value. Lease payments on short-term leases and leases of low-value assets are recognised as expense on a straight-line basis over the lease term or another systematic basis if that basis is more representative of the pattern of the lessee's benefit.

As lessor

Rental income from operating lease is recognised on a straight-line basis over the term of the relevant lease except where-

- (i) Another systematic basis is more representative of the time pattern of the benefit derived from the asset given on lease.; or
- (ii) The payments to the lessor are structured to increase in line with expected general inflation to compensate for the lessor's expected inflationary cost increases.

(h) Employees Benefits

(i) Defined Contribution Plan

The company's contribution to defined contribution plan paid/payable for the year is charged to the Statement of Profit and loss.

(ii) Defined Benefit Plan

The liabilities towards defined benefit schemes are determined using the Projected Unit Credit method. Actuarial valuations under the Projected Unit Credit method are carried out at the balance sheet date. Actuarial gains and losses are recognized in the Statement of Profit and Loss in the period of occurrence of such gains and losses. Past service cost is recognized immediately to the extent that the benefits are already vested and otherwise it is amortized on straight-line basis over the remaining average period until the benefits become vested.

The retirement benefit obligation recognised in the balance sheet represents the present value of the defined benefit obligation as reduced by plan assets.

(iii) Short Term Employee Benefits

Short-term employee benefits expected to be paid in exchange for the services rendered by employees are recognized undiscounted during the period employee renders services. These benefits include salaries, wages, bonus, performance incentives, etc.

(iv) Other Long Term Employee Benefits

Compensated absences which are not expected to occur within twelve months after the end of the period in which the employee renders the related services are recognized as an actuarially determined liability at present value of the defined benefit obligation at the balance sheet date.



Savas Engineering Company Private Limited

Notes to Standalone Financial Statements

(i) Borrowing Cost

Borrowing costs are interest and ancillary costs incurred in connection with the arrangement of borrowings.

General and specific borrowing costs attributable to acquisition and construction of qualifying assets is added to the cost of the assets upto the date the asset is ready for its intended use. A qualifying asset is an asset that necessarily takes a substantial period of time to get ready for its intended use. Capitalisation of borrowing costs is suspended and charged to the Statement of Profit and Loss during extended periods when active development activity on the qualifying assets is interrupted. All other borrowing costs are recognised in the Statement of Profit and Loss in the period in which they are incurred.

(j) Income Taxes

Income tax expense represents the sum of the current tax and deferred tax.

(i) Current Tax

The tax currently payable is based on taxable profit for the year. Taxable profit differs from 'profit before tax' as reported in the Statement of Profit and Loss because of items of income or expense that are taxable or deductible in other years and items that are never taxable or deductible. The Company's current tax is calculated using tax rates and laws that have been enacted or substantively enacted by the end of the reporting period.

(ii) Deferred Tax

Deferred tax is recognized on temporary differences between the carrying amounts of assets and liabilities in the Financial Statements and the corresponding tax bases used in the computation of taxable profit. Deferred tax liabilities are generally recognized for all taxable temporary differences. Deferred tax assets are generally recognized for all deductible temporary differences to the extent that it is probable that taxable profits will be available against which those deductible temporary differences can be utilized.

The carrying amount of deferred tax assets is reviewed at the end of each reporting period and reduced to the extent that it is no longer probable that sufficient taxable profits will be available to allow all or part of the deferred tax asset to be utilized.

Deferred tax liabilities and assets are measured at the tax rates that are expected to apply in the period in which the liability is settled or the asset realized, based on tax rates (and tax laws) that have been enacted or substantively enacted by the end of the reporting period.

The measurement of deferred tax liabilities and assets reflects the tax consequences that would follow from the manner in which the Company expects, at the end of the reporting period, to recover or settle the carrying amount of its assets and liabilities.

Deferred tax assets include Minimum Alternative Tax (MAT) paid in accordance with the tax laws in India, which is likely to give future economic benefits in the form of availability of set off against future income tax liability. Accordingly, MAT is recognized as deferred tax asset in the balance sheet when the asset can be measured reliably and it is probable that the future economic benefit associated with asset will be realized.



Savas Engineering Company Private Limited

Notes to Standalone Financial Statements

(iii) Current and Deferred Tax Expense for the Year

Current and deferred tax expense is recognized in the Statement of Profit and Loss, except when they relate to items that are recognized in other comprehensive income or directly in equity, in which case, the current and deferred tax are also recognized in other comprehensive income or directly in equity respectively.

(k) Financial Instruments

Financial assets and financial liabilities are recognized when Company becomes a party to the contractual provisions of the instruments. Financial assets and financial liabilities are initially measured at fair value. Transaction costs that are directly attributable to the acquisition or issue of financial assets and financial liabilities (other than financial assets and financial liabilities at fair value through profit or loss) are added to or deducted from the fair value of the financial assets or financial liabilities, as appropriate, on initial recognition. Transaction costs directly attributable to the acquisition of financial assets or financial liabilities at fair value through profit or loss are recognized immediately in the Statement of Profit and Loss.

(l) Financial Assets - Classification and Measurement

(i) Cash and Cash Equivalents

The Company considers all highly liquid financial instruments, which are readily convertible into known amounts of cash that are subject to an insignificant risk of change in value and having original maturities of three months or less from the date of purchase, to be cash equivalents. Cash and cash equivalents consist of balances with banks which are unrestricted for withdrawal and usage.

(ii) Financial Assets at Amortized Cost

Financial assets are subsequently measured at amortized cost using the effective interest method if these financial assets are held within a business whose objective is to hold these assets in order to collect contractual cash flows and the contractual terms of the financial asset give rise on specified dates to cash flows that are solely payments of principal and interest on the principal amount outstanding.

(iii) Financial Assets at Fair Value through Other Comprehensive Income

Financial assets are measured at fair value through other comprehensive income if these financial assets are held within a business whose objective is achieved by both collecting contractual cash flows and selling financial assets and the contractual terms of the financial asset give rise on specified dates to cash flows that are solely payments of principal and interest on the principal amount outstanding.

(iv) Financial Assets at Fair Value through Profit and Loss

Financial assets are measured at fair value through profit or loss unless it is measured at amortized cost or at fair value through other comprehensive income on initial recognition.

(v) Impairment of Financial Assets

In accordance with Ind AS 109, the Company applies Expected Credit Loss (ECL) model for measurement and recognition of impairment loss on the financial assets and credit risk exposure.

Simplified Approach

The Company follows 'simplified approach' for recognition of impairment loss allowance on Trade. The application of simplified approach does not require the Company to track changes in credit risk. Rather, it recognises impairment loss allowance based on lifetime ECLs at each reporting date, right from its initial recognition.



Savas Engineering Company Private Limited

Notes to Standalone Financial Statements

General Approach

For recognition of impairment loss on other financial assets and risk exposure, the Company determines that whether there has been a significant increase in the credit risk since initial recognition. If credit risk has not increased significantly, 12-months ECL is used to provide for impairment loss. However, if credit risk has increased significantly, lifetime ECL is used. If, in a subsequent period, credit quality of the instrument improves such that there is no longer a significant increase in credit risk since initial recognition, then the entity reverts to recognising impairment loss allowance based on 12-months ECL.

Lifetime ECL are the expected credit losses resulting from all possible default events over the expected life of a financial instrument. The 12-months ECL is a portion of the lifetime ECL which results from default events that are possible within 12 months after the reporting date.

As a practical expedient, the Company uses a provision matrix to determine impairment loss allowance on its trade receivables. The provision matrix is based on its historically observed default rates over the expected life of the trade receivables and is adjusted for forward-looking estimates. At every reporting date, the historical observed default rates are updated and changes in the forward-looking estimates are analysed. On that basis, the Company estimates provision on trade receivables at the reporting date. The specific/individual impairment assessment is carried out for major customers.

ECL impairment loss allowance (or reversal) recognized during the period is recognized as expense (or income) in the Statement of Profit and Loss.

(vi) Derecognition of Financial Assets

The Company derecognizes a financial asset when the contractual right to receive the cash flows from the asset expire, or when it transfers the financial asset and substantially all the risks and rewards of ownership of the asset to another party. If the Company neither transfers nor retains substantially all the risks and rewards of ownership and continues to control the transferred asset, the Company recognises its retained interest in the asset and an associated liability for amounts it may have to pay. If the Company retains substantially all the risks and rewards of ownership of a transferred financial asset, the Company continues to recognise the financial asset and also recognises a collateralised borrowing for the proceeds received.

On derecognition of a financial asset in its entirety (except for equity instruments designated as FVTOCI), the difference between the asset's carrying amount and the sum of the consideration received and receivable is recognized in the Statement of Profit and Loss.

(m) Financial Liabilities - Classification and Measurement

(i) Financial Guarantee Contracts

A financial guarantee contract is a contract that requires the issuer to make specified payments to reimburse the holder for a loss it incurs because a specified debtor fails to make payments when due in accordance with the terms of a debt instrument.

Financial guarantee contracts issued by the Company are initially measured at their fair values and, if not designated as at FVTPL, are subsequently measured at the higher of:

- the amount of loss allowance determined in accordance with impairment requirements of Ind AS 109; and
- the amount initially recognized less, when appropriate, the cumulative amount of income recognized in accordance with principles enunciated in Ind AS 115.

Other Financial liabilities are measured at amortized cost using the effective interest method.



Savas Engineering Company Private Limited

Notes to Standalone Financial Statements

The effective interest method is a method of calculating the amortized cost of a debt instrument and of allocating interest income over the relevant period. The effective interest rate is the rate that exactly discounts estimated future cash receipts through the expected life of the debt instrument, or, where appropriate, a shorter period, to the net carrying amount on initial recognition.

(ii) Financial Liabilities and Equity Instruments

Classification as Debt or Equity:

Debt and equity instruments issued by the Company are classified as financial liabilities or as equity in accordance with the substance of the Contractual arrangements and the definitions of a financial liability and an equity instrument.

Equity Instruments

An equity instrument is any contract that evidences a residual interest in the assets of an entity after deducting all of its liabilities.

Equity Instruments issued by a Company are recognized at the proceeds received.

(iii) Derecognition of Financial Liabilities

The company derecognizes a financial liability when its contractual obligations are discharged or cancelled or expire. The difference between the carrying amount of the financial liability derecognized and the consideration paid and payable is recognized in Statement of Profit and Loss.

Offsetting

Financial assets and financial liabilities are offset and the net amount is reported in the Balance Sheet where there is a legally enforceable right to offset the recognized amounts and there is an intention to settle on a net basis or realise the asset and settle the liability simultaneously.

(n) Government grants

Government grants are recognized only when there is reasonable assurance that the conditions attached to them shall be complied with, and the grants will be received. Deferred income is recognized in the statement of profit or loss on a systematic and rational basis over the useful life of the asset. Government grants related to revenue are recognized on a systematic basis in the statement of profit or loss over the periods as and when related obligations are achieved to match them with the related costs which they are intended to compensate.

(o) Earnings Per Share

Basic earnings per share is computed by dividing the profit / (loss) after tax (including the post-tax effect of extraordinary items, if any) by the weighted average number of equity shares outstanding during the year. Diluted earnings per share is computed by dividing the profit / (loss) after tax (including the post-tax effect of extraordinary items, if any) as adjusted for dividend, interest and other charges to expense or income (net of any attributable taxes) relating to the dilutive potential equity shares, by the weighted average number of equity shares considered for deriving basic earnings per share and the weighted average number of equity shares which could have been issued on the conversion of all dilutive potential equity shares.

(p) Provisions, Contingent Liabilities and Contingent Assets

(i) Provisions

Provisions are recognized when, based on the Company's present obligation (legal or constructive) as a result of a past event, it is probable that the Company will be required to settle the obligation and a reliable estimate can be made of the amount of the obligation.



Savas Engineering Company Private Limited

Notes to Standalone Financial Statements

The amount recognized as a provision is the best estimate of the consideration required to settle the present obligation at the end of the reporting period, taking into account the risks and uncertainties surrounding the obligation. When a provision is measured using the cash flows estimated to settle the present obligation, its carrying amount is the present value of those cash flows (when the effect of the time value of money is material).

(ii) Contingent Liabilities and Assets

Show-cause notices issued by various Government Authorities are generally not considered as obligations. When the demand notices are raised against such show cause notices and are disputed by the Company, these are classified as disputed obligations.

The treatment in respect of disputed obligations are as under:

- a) a provision is recognized in respect of present obligations where the outflow of resources is probable;
- b) all other cases are disclosed as contingent liabilities unless the possibility of outflow of resources is remote.

Contingent liabilities are possible obligations that arise from past events and whose existence will only be confirmed by the occurrence or non-occurrence of one or more future events not wholly within the control of the Company. Where it is not probable that an outflow of economic benefits will be required, or the amount cannot be estimated reliably, the obligation is disclosed as a contingent liability. Contingent liabilities are disclosed on the basis of judgment of the management/independent experts and reviewed at each balance sheet date to reflect the current management estimate.

Estimated amount of contracts remaining to be executed on capital account are considered for disclosure.

Contingent assets are disclosed in the Financial Statements by way of notes to accounts when an inflow of economic benefits is probable.

(q) Statement of Cash Flow

Cash flows are reported using the indirect method, whereby profit before tax is adjusted for the effects of transactions of a non-cash nature, any deferrals or accruals of past or future operating cash receipts or payments and item of income or expenses associated with investing or financing cash flows. The cash flows are segregated into operating, investing and financing activities.

(r) Segment Reporting

The Company identifies primary segments based on the dominant source, nature of risks and returns and the internal organisation and management structure. The operating segments are the segments for which separate financial information is available and for which operating profit / loss amounts are evaluated regularly by the Chief Operating Decision Making Body (CODM) in deciding how to allocate resources and in assessing performance.

The accounting policies adopted for segment reporting are in line with the accounting policies of the Company.



Savas Engineering Company Private Limited

Notes to Standalone Financial Statements

4 Critical Accounting Judgments, Estimates, Assumptions and Key Sources of Estimation

The preparation of the Company's financial statements requires management to make judgements, estimates and assumptions that affect the reported amounts of revenues, expenses, assets and liabilities, and the accompanying disclosures, and the disclosure of contingent liabilities at the date of the financial statements. Estimates and assumptions are continuously evaluated and are based on management's experience and other factors, including expectations of future events that are believed to be reasonable under the circumstances. Uncertainty about these assumptions and estimates could result in outcomes that require a material adjustment to the carrying amount of assets or liabilities affected in future periods.

(a) Judgements

In the process of applying the Company's accounting policies, management has made the following judgements, which have the most significant effect on the amounts recognized in the financial statements:

(i) Evaluation of Indicators for Impairment of Property, Plant and Equipment

The evaluation of applicability of indicators of impairment of assets requires assessment of external factors (significant decline asset's value, significant changes in the technological, market, economic or legal environment, market interest rates etc.) and internal factors (obsolescence or physical damage of an asset, poor economic performance of the asset etc.) which could result in significant change in recoverable amount of the Property, Plant and Equipment.

(b) Assumptions and Estimation Uncertainties

Information about estimates and assumptions that have the significant effect on recognition and measurement of assets, liabilities, income and expenses is provided below. Actual results may differ from these estimates.

(i) Defined Benefit Obligations

The cost of the defined benefit gratuity plan, the present value of the gratuity obligation and compensated absences are determined using actuarial valuations. An actuarial valuation involves making various assumptions that may differ from actual developments in the future. These include the determination of the discount rate, future salary increases and mortality rates. Due to the complexities involved in the valuation and its long-term nature, a defined benefit obligation is highly sensitive to changes in these assumptions. All assumptions are reviewed at each reporting date.

The parameter most subject to change is the discount rate. In determining the appropriate discount rate, the management considers the interest rates of government bonds in currencies consistent with the currencies of the post-employment benefit obligation. The mortality rate is based on publicly available mortality tables for the specific countries. Those mortality tables tend to change only at interval in response to demographic changes. Future salary increases and gratuity increases are based on expected future inflation rates for the respective countries.

(ii) Useful lives of Property, Plant and Equipment/Intangible Assets

Property, Plant and Equipment/ Intangible Assets are depreciated/amortised over their estimated useful lives, after taking into account estimated residual value. The useful lives and residual values are based on the Company's historical experience with similar assets and taking into account anticipated technological changes or commercial obsolescence. Management reviews the estimated useful lives and residual values of the assets annually in order to determine the amount of depreciation/amortisation to be recorded during any reporting period. The depreciation/amortisation for future periods is revised, if there are significant changes from previous estimates and accordingly, the unamortised/depreciable amount is charged over the remaining useful life of the assets.



Savas Engineering Company Private Limited

Notes to Standalone Financial Statements

(iii) Contingent Liabilities

In the normal course of business, Contingent Liabilities may arise from litigation and other claims against the Company. Potential liabilities that are possible but not probable of crystallising or are very difficult to quantify reliably are treated as contingent liabilities. Such liabilities are disclosed in the Notes but are not recognised. Potential liabilities that are remote are neither recognised nor disclosed as contingent liability. The management decides whether the matters need to be classified as 'remote', 'possible' or 'probable' based on expert advice, past judgements, experiences etc.

(iv) Evaluation of Indicators for Impairment of Property, Plant and Equipment

The evaluation of applicability of indicators of impairment of assets requires assessment of external factors (significant decline in asset's value, economic or legal environment, market interest rates etc.) and internal factors (obsolescence or physical damage of an asset, poor economic performance of the idle assets etc.) which could result in significant change in recoverable amount of the Property, Plant and Equipment and such assessment is based on estimates, future plans as envisaged by Company.

(v) Allowance for impairment of trade receivables

The expected credit loss is mainly based on the ageing of the receivable balances and historical experience. The receivables are assessed on an individual basis or assessed for impairment collectively, depending on their significance. Moreover, trade receivables are written off on a case-to-case basis if deemed not to be collectible on the assessment of the underlying facts and circumstances.

(vi) Provisions

Provisions and liabilities are recognised in the period when it becomes probable that there will be a future outflow of funds resulting from past operations or events and the amount of cash outflow can be reliably estimated. The timing of recognition and quantification of the liability requires the application of judgement to existing facts and circumstances, which can be subject to change. The carrying amounts of provisions and liabilities are reviewed regularly and revised to take account of changing facts and circumstances.

(vii) Revenue Recognition

The Company's contracts with customers include promises to transfer products and service to the customers. The Company assesses the products and service promised in a contract and identifies distinct performance obligations, if any, in the contract. Identification of distinct performance obligation involves judgement to determine the deliverables and the ability of the customer to benefit independently from such deliverables. Judgement is also required to determine the transaction price for the contract. The Company exercises judgement in determining whether the performance obligation is satisfied at a point in time or over time. The Company considers indicators such as to who controls the asset as it is being created or existence of enforceable right to payment for performance to date and alternate use of such product, bill and hold agreements, transfer of significant risks and rewards to the customer, acceptance of delivery by the customer, etc. The judgment is also exercised in determining the variable consideration, if any, involved in transaction price. The Company has a policy of providing assurance type and service type warranties to its customers. Since both types of warranties are inseparable from one another the entire warranty obligation is treated as service type warranty to be satisfied over time.



SAVAS ENGINEERING COMPANY PRIVATE LIMITED

Notes Forming Integral Part of the Balance Sheet as at 31st March, 2023

Note : 2 Property , Plant, Equipment; Right of use of Asset and Capital work-in-progress

Particulars	Tangible Assets										Intangible Asset		
	Freehold Land	Factory Building	Office Building	Computer	Office Equipments	Electrical Fittings	Furniture & Fixtures	Plant & Machinery	Vehicle	Total		Software	
Gross Block													
As at 01.04.2022	416.11	384.08	27.40	12.80	14.76	67.87	7.83	389.07	8.12	1,328.04		94.11	
- Additions	-	-	-	1.45	-	7.66	-	15.95	-	25.07		-	
- Disposals	-	-	-	-	-	-	-	-	-	-		-	
Other Adjustments :	-	-	-	-	-	-	-	-	-	-		-	
- Borrowing Costs	-	-	-	-	-	-	-	-	-	-		-	
- Exchange Differences	-	-	-	-	-	-	-	-	-	-		-	
As at 31.03.2023	416.11	384.08	27.40	14.26	14.76	75.54	7.83	405.02	8.12	1,353.11		94.11	
- Additions	-	-	-	8.38	0.58	-	1.23	23.36	-	33.55		-	
- Disposals*	-	-	-	-	-	-	-	-	-	-		-	
Other Adjustments :	-	-	-	-	-	-	-	-	-	-		-	
- Borrowing Costs	-	-	-	-	-	-	-	-	-	-		-	
- Exchange Differences	-	-	-	-	-	-	-	-	-	-		-	
As on 31.03.2024	416.11	384.08	27.40	22.64	15.34	75.54	9.06	428.39	8.12	1,386.66		94.11	
Accumulated Depreciation													
As at 01.04.2022	-	79.39	3.86	7.62	8.30	27.41	5.32	137.06	7.15	276.10		10.89	
- Additions	-	13.96	0.88	2.60	2.27	5.51	0.65	27.98	0.10	53.95		28.46	
- Transfer to Retained Earnings	-	-	-	-	-	-	-	-	-	-		-	
- Disposals	-	-	-	-	-	-	-	-	-	-		-	
As at 31.03.2023	-	93.35	4.74	10.22	10.56	32.92	5.97	165.04	7.25	330.05		39.35	
- Additions	-	14.00	0.88	2.39	2.11	5.76	0.71	29.19	0.10	55.15		28.53	
- Transfer to Retained Earnings	-	-	-	-	-	-	-	-	-	-		-	
- Disposals	-	-	-	-	-	-	-	-	-	-		-	
As on 31.03.2024	-	107.35	5.63	12.61	12.68	38.68	6.67	194.23	7.35	385.20		67.88	
Net Block													
Net Block as on 31.03.2024	416.11	276.73	21.77	10.03	2.66	36.85	2.38	234.16	0.77	1,001.46		26.23	
Net Block as on 31.03.2023	416.11	290.73	22.65	4.04	4.19	42.62	1.86	239.98	0.87	1,023.06		54.77	



Savas Engineering Company Private Limited
Notes Forming Integral Part of the Balance Sheet as at 31st March, 2024

Note : 3 Financial Assets

(Rs. in Lakhs)

Particulars	As at 31st March 2024	As at 31st March 2023
Loan Given To Director	4.07	3.69
Total	4.07	3.69

Note : 3A Loan Given To Directors

(Rs. in Lakhs)

Type Of Borrower	As at 31st March 2024		As at 31st March 2023	
	Amount of Loan Or Advance In The Nature of loan outstanding	Percentage to the total loan and advance in the nature of loans	Amount of loan or advances in the nature of loan outstanding	percentage to the total laon and advance in the nature of loans
Promoters Directors KMPS Related Parties	4.07	100%	3.69	100.00%

Note : 4 Trade Receivables

(Rs. in Lakhs)

Particulars	As at 31st March 2024	As at 31st March 2023
Unsecured, considered good [(Refer Note no. 8(ii)]	217.06	426.15
Credit Impaired	251.85	243.20
Less : Allowance for Credit Impairment	251.85	243.20
Total	217.06	426.15

Note : 5 Other Financial Assets (Non Current)

(Rs. in Lakhs)

Particulars	As at 31st March 2024	As at 31st March 2023
Security Deposit (Unsecured Considered Good) F.D.R With Banks	7.49 -	7.39 24.62
Total	7.49	32.01

Note : 6 Other Non Current Assets


(Rs. in Lakhs)

Particulars	As at 31st March 2024	As at 31st March 2023
Deposit and balance with Govt & Other Authorities TDS & Advance Tax	4.64 -	4.64 16.61
Total	4.64	21.25

Note : 7 Inventories

(Rs. in Lakhs)

Particulars	As at 31st March 2024	As at 31st March 2023
Raw Material Stock	582.52	537.66
Work in Progress	1,133.20	602.55
Total	1,715.72	1,140.21



Savas Engineering Company Private Limited
Notes Forming Integral Part of the Balance Sheet as at 31st March, 2024

Note : 8 Trade Receivables (Current)

(Rs. in Lakhs)

Particulars	As at 31st March 2024	As at 31st March 2023
<u>Trade receivables outstanding for a period exceeding one year from the date they were due for payment</u> Unsecured, considered good	-	-
<u>Other Receivables</u> Unsecured, considered good [(Refer Note no. 8(iii))]	571.62	784.12
Total	571.62	784.12

Notes:-

(i) The Company has called for balance confirmation of Trade Receivables on random basis. Out of which the company has received response from some of the parties, which are reconciled with Company's account. The other balances of Trade receivables are subject to confirmation.

(ii) Ageing Schedule as on 31/03/2024 (Non Current)

(Rs. in Lakhs)

Outstanding for following periods from due date of Payments	Undisputed trade receivables-considered good	Undisputed trade receivables which have significant increase in credit risk	Undisputed trade receivables-credit impaired	Disputed trade receivables-considered good
Not Due	123.50	-	-	-
Less than 6 Months	38.73	-	-	-
6Months -1Year	-	-	-	-
1-2 Years	45.42	-	-	-
2-3 Years	6.83	-	-	-
More than 3 Years	2.57	-	251.85	-
Total	217.06	-	251.85	-
Less: Allowance for Credit Impaired	-	-	(251.85)	-
Net Total	217.06	-	-	-

Ageing Schedule as on 31/03/2023 (Non Current)

(Rs. in Lakhs)

Outstanding for following periods from due date of Payments	Undisputed trade receivables-considered good	Undisputed trade receivables which have significant increase in credit risk	Undisputed trade receivables-credit impaired	Disputed trade receivables-considered good
Not Due	333.88	-	-	-
Less than 6 Months	-	-	-	-
6Months -1Year	-	-	-	-
1-2 Years	82.80	-	-	-
2-3 Years	1.05	-	-	-
More than 3 Years	8.41	-	243.20	-
Total	426.15	-	243.20	-
Less: Allowance for Credit Impaired	-	-	(243.20)	-
Net Total	426.15	-	-	-



Savas Engineering Company Private Limited
Notes Forming Integral Part of the Balance Sheet as at 31st March, 2024

(iii) Ageing Schedule as on 31/03/2024 (Current)

(Rs. in Lakhs)

Outstanding for following periods from due date of Payments	Undisputed trade receivables-considered good	Undisputed trade receivables which have significant increase in	Undisputed trade receivables-credit impaired	Disputed trade receivables-considered good
Not Due	197.74	-	-	-
Less than 6 Months	364.09	-	-	-
6Months -1Year	9.79	-	-	-
1-2 Years	-	-	-	-
2-3 Years	-	-	-	-
More than 3 Years	-	-	-	-
Total	571.62	-	-	-
Less: Allowance for Credit Impaired				
Net Total	571.62	-	-	-

Ageing Schedule as on 31/03/2023 (Current)

(Rs. in Lakhs)

Outstanding for following periods from due date of Payments	Undisputed trade receivables-considered good	Undisputed trade receivables which have significant increase in credit risk	Undisputed trade receivables-credit impaired	Disputed trade receivables-considered good
Not Due	-	-	-	-
Less than 6 Months	568.30	-	-	-
6Months -1Year	123.47	-	-	-
1-2 Years	91.70	-	-	-
2-3 Years	0.65	-	-	-
More than 3 Years	-	-	-	-
Total	784.12	-	-	-
Less: Allowance for Credit Impaired	-	-	-	-
Net Total	784.12	-	-	-

Note : 9 Cash & Cash Equivalents

(Rs. in Lakhs)

Particulars	As at 31st March 2024	As at 31st March 2023
<u>Cash in Hand</u>		
Cash in Hand	0.35	0.13
<u>Balance with Banks</u>		
In Current Account	0.14	0.15
<u>Other Bank Balance</u>		
F.D.R With Banks	42.38	15.52
Total	42.87	15.80

Note : 10 Other Current Assets

(Rs. in Lakhs)

Particulars	As at 31st March 2024	As at 31st March 2023
Advance Receivable in Cash or Kind (Unsecured and considered		
Advance to Suppliers	25.95	32.14
Prepaid Expenses	16	12.94
Earnest money Deposit	2.25	2.25
Balance with Govt Authorities	24.64	-
TDS & Advance Tax	5.09	6.19
Loan & Advances to Employees	13.87	7.46
Income Tax Appeal	13.33	-
Total	100.73	60.98



Savas Engineering Company Private Limited
Notes Forming Integral Part of the Balance Sheet as at 31st March, 2024

Note : 11 Share Capital

(Rs. in Lakhs)

Particulars	As at 31st March 2024	As at 31st March 2023
Authorised Capital		
2,20,000 Equity Shares of Rs.10/- each	22.00	22.00
	22.000	22.00
Issued, Subscribed & Paid Up Capital		
1,90,500 Equity Shares of Rs.10/- each, fully paid up	19.05	19.05
	19.05	19.05

(i) Reconciliation of the number of Equity Shares outstanding at the start and at the end of the reporting period :

Particulars	As at 31st March 2024	As at 31st March 2023
At the Beginning of the Period	1,90,500	1,90,500
Issued during the period	-	-
Outstanding at the end of Period	1,90,500	1,90,500

(ii) Details of Shareholders holding more than 5 percent of Equity Shares:

Particulars	As at 31st March 2024	As at 31st March 2023
Transformers & Rectifiers India Ltd. (Holding 99.99% Shares)	1,90,494	1,90,494

(iii) Right of Equity Shareholders

The company has one class of equity shares having a par value of Rs.10 per share. Each shareholder is eligible for one vote per share held. In the event of liquidation, the equity shareholders are eligible to receive the remaining assets of the Company after distribution of all preferential amounts, in proportion to their shareholding.

(iv) Disclosure of Shareholding of Promoters

Disclosure of Shareholding of Promoters as at 31st March, 2024 is as follows

Sr. No.	Shareholder's Name	No. of Shares	% of total shares	% Change During The Year
1	Transformer and Rectifier (India) Limited	1,90,694	99.99%	-

Disclosure of Shareholding of Promoters as at 31st March, 2023 is as follows

Sr. No.	Shareholder's Name	No. of Shares	% of total shares	% Change During The Year
1	Transformer and Rectifier (India) Limited	1,90,694	99.99%	-



Savas Engineering Company Private Limited
Notes Forming Integral Part of the Balance Sheet as at 31st March, 2024

Note : 12 Other Equity

(Rs. in Lakhs)

Particulars		As at 31st March 2024		As at 31st March 2023
(a) (i) Other Reserves				
Revaluation reserve				
Opening Balance		329.93		329.93
Addition: During the year		-		-
Closing Balance		329.93		329.93
Securities Premium Account				
Opening Balance		362.57		362.57
Addition: During the year				
Closing Balance		362.57		362.57
General Reserve				
Opening Balance		27.50		27.50
Addition: During the year				
Closing Balance		27.50		27.50
Total Reserves		720.00		720.00
Deemed Capital Contribution by Holding Co.				
Opening Balance	45.13		45.13	
Addition: During the year	-		-	
Closing Balance		45.13		45.13
Other Comprehensive Income/(Expenses)				
Re-measurement of the defined benefit plans				
Opening Balance	(0.49)		(2.18)	
Addition: During the year	-		1.68	
Closing Balance		(0.49)		(0.49)
(b) Surplus/(Deficit) in Statement of Profit and Loss				
Balance As per Last Financial Statement	(456.30)		(402.98)	
Add : Profit During the Year	(179.77)		(53.32)	
	(636.07)			(456.30)
Net surplus		(591.43)		(411.66)
Total (a + b)		128.57		308.33

Note : 13 Borrowing

(Rs. In Lakhs)

Particulars		As at 31st March 2024		As at 31st March 2023
Long Term Borrowings		-		405.08
Term Loan from IDBI Bank		-		14.25
Unsecured Loan from Bajaj Finance Ltd.		-		10.02
Total		-		429.36

Note : 14 Provisions

(Rs. In Lakhs)

Particulars		As at 31st March 2024		As at 31st March 2023
Provision for Employee Benefits				
Gratuity		15.74		11.69
Leave Encashment		3.80		2.88
Total		19.54		14.57



Savas Engineering Company Private Limited
Notes Forming Integral Part of the Balance Sheet as at 31st March, 2024

Note : 15 Deferred Tax Liabilities

(Rs. In Lakhs)

Particulars	As at 31st March 2024	As at 31st March 2023
Deferred Taxes		
Deferred Taxes Liability		
Fixed Asset : Impact of difference between Tax depreciation and depreciation charged to Financial	54.22	58.42
Add : Addition During The Year	-	-
Other (if any)	-	-
Total of Deferred Liabilities [a]	54.22	58.42
Deferred Taxes Asset		
Disallowance under Income Tax Act, 1961	117.05	115.74
Unabsorber Depreciation, Business Loss/ Provision for Doubtful Debts	(79.17)	(79.17)
Deferred tax liability on land revaluation	37.88	36.57
Total of Deferred Assets [b]	37.88	36.57
Total [a] - [b]	16.34	21.85

Note : 16 Borrowings

(Rs. In Lakhs)

Particulars	As at 31st March 2024	As at 31st March 2023
Secured Loans	137.61	286.59
Cash Credit from IDBI Bank		
Current maturities of long term debt from IDBI Bank Ltd.	14.25	19.00
Current maturities of long term debt (Term loan) from Holding Company	-	64.98
Current maturities on unsecured loan of Bajaj Finance Ltd.	9.33	8.42
Total	161.19	378.99

Note:

The Above Cash Credit Facility Is Secured By First & Exclusive Charges On Current Assets Of The Company And Also Further Secured By Way First Charge On Entire Fixed Assets Of The Company Corporate Guarantee Of Transformers & Rectifiers (India)Ltd, Holding Company & Personal Guarantee Of Both The Directors Of The Company.

Note : 17 Other Financial Liabilities


(Rs. In Lakhs)

Particulars	As at 31st March 2024	As at 31st March 2023
Interest accrued and not due on borrowing	1.03	4.57
Total	1.03	4.57

Note: 18 Trade Payable (Current)

(Rs. In Lakhs)

Particulars	As at 31st March 2024	As at 31st March 2023
Trade Payable :(Unsecured Considered Good)		
(a) Micro and Small Enterprise	26.17	13.54
(b) Others	335.26	725.36
Total	361.43	738.90



Savas Engineering Company Private Limited
Notes Forming Integral Part of the Balance Sheet as at 31st March, 2024

Notes:-

(i) The Company has called for balance confirmation of creditors on random basis. Out of which the Company has received response from some of the parties, which are reconciled with Company's account. The other balances of Creditors are subject to confirmation.

As no information was available with Company regarding Provision of interest Status under the Micro, Small and Medium Enterprise Development Act, 2006, accordingly Company has not provided any amount of interest, being payable as required under the said act.

(iii) Trade Payable Ageing as on 31/03/2024

(Rs. In Lakhs)

Outstanding for following periods from due date of payments	Particulars			
	MSME		Other Trade Payables	
	Disputed Dues	Undisputed Dues	Disputed Dues	Undisputed Dues
Not Due		20.82		204.10
Less than 1 year	-	5.35	-	130.17
1-2 years	-	-	-	0.99
2-3 years	-	-	-	-
More than 3 years	-	-	-	-
Total	-	26.17	-	335.26

Trade Payable Ageing as on 31/03/2023

(Rs. In Lakhs)

Outstanding for following periods from due date of payments	Particulars			
	MSME		Other Trade Payables	
	Disputed Dues	Undisputed Dues	Disputed Dues	Undisputed Dues
Not Due	-	6.36	-	478.59
Less than 1 year	-	3.98	-	241.68
1-2 years	-	3.20	-	2.63
2-3 years	-	-	-	0.04
More than 3 years	-	-	-	2.42
Total	-	13.54	-	725.36

Note : 19 Other Current Liabilities

(Rs. In Lakhs)

Particulars	As at 31st March 2024	As at 31st March 2023
Advance Received from Customers	2,966.79	1,597.76
Statutory dues Payable	5.48	19.97
Audit Fees Payable	1.13	
Other Liabilities	10.34	27.90
Total	2,983.74	1,645.63

Note : 20 Provision

(Rs. In Lakhs)

Particulars	As at 31st March 2024	As at 31st March 2023
Provision for employee benefits		
Gratuity	0.80	0.62
Leave Encashment	0.20	0.16
Total	1.01	0.78



Savas Engineering Company Private Limited
Notes Forming Integral Part of the Balance Sheet as at 31st March, 2024

Note : 21 Revenue From Operations

(Rs. In Lakhs)

Particulars	For the Year Ended on 31st March 2024	For the Year Ended on 31st March 2023
Revenue from operations		
Sales of Goods	3009.08	3902.40
Service Income	123.00	74.73
Other Operating Revenue		
Scrape sales	116.28	104.57
Total	3,248.36	4,081.70

Note : 22 Other Income

(Rs. In Lakhs)

Particulars	For the Year Ended on 31st March 2024	For the Year Ended on 31st March 2023
Interest from Bank	2.27	1.80
Interest from Loans	0.85	1.37
Export Benefits Received	0.59	
Sundry Balances Written Off	6.26	3.57
Misc Income	0.05	-
Total	10.03	6.74

Note : 23 Cost of Material Consumed

(Rs. In Lakhs)

Particulars	For the Year Ended on 31st March 2024	For the Year Ended on 31st March 2023
Raw Materials Consumed :		
Inventory at the beginning of the year	537.66	490.62
Add : Purchase of Material	2,651.30	2,766.47
	-	-
Less : Inventory at the end of the year	582.52	537.66
Total	2,606.44	2,719.43

Note : 24 Changes In Inventories Of Finished Goods & Stock In Process


(Rs. In Lakhs)

Particulars	For the Year Ended on 31st March 2024	For the Year Ended on 31st March 2023
Opening Stock		
Work In Progress	602.55	677.24
Closing Stock		
Work In Progress	1,133.20	602.55
Total	(530.66)	74.70

Note : 25 Employee Benefit Expense

(Rs. In Lakhs)

Particulars	For the Year Ended on 31st March 2024	For the Year Ended on 31st March 2023
Salaries, Wages, Bonus & Others etc.	163.33	166.01
Contribution to Provident and other funds	5.41	4.89
Employee welfare expenses	1.03	0.07
Total	169.77	170.97



Savas Engineering Company Private Limited
Notes Forming Integral Part of the Balance Sheet as at 31st March, 2024

Note : 26 Finance Cost

(Rs. In Lakhs)

Particulars	For the Year Ended on 31st March 2024	For the Year Ended on 31st March 2023
Interest to Banks	47.63	52.09
Interest to Holding Company	210.65	221.86
Interest on Unsecured Loan	2.94	4.51
Other Finance Cost	14.07	26.81
Amortisation of Financial Guarantee Fees	-	10.82
Total	275.30	316.08

Note : 27 Depreciation & Amortisation Expenses

(Rs. In Lakhs)

Particulars	For the Year Ended on 31st March 2024	For the Year Ended on 31st March 2023
Depreciation	83.68	82.41
Total	83.68	82.41

NOTE : 28 Other Expenses

(Rs. In Lakhs)

Particulars	For the Year Ended on 31st March 2024	For the Year Ended on 31st March 2023
Power & Fuel	42.56	40.38
Labour Charges	446.72	449.88
Factory Security Charges	11.82	10.65
Consultancy Charges	70.23	48.33
Other Manufacturing Expense	3.73	3.97
Repairs:		
Plant & Machinery	10.39	15.08
Electricals	4.09	6.78
Computers	1.10	1.74
Vehicles	0.48	0.66
Rent	14.14	13.05
Insurance	3.58	3.71
Stationary, Postage, Printing and Telephone Expense	4.81	4.42
Electricity Expense Office	-	0.26
Freight Outward	38.43	32.73
Legal & Professional Fees	3.19	0.13
Travelling Expenses & Conveyance	37.78	29.96
GST Expenses	4.09	0.20
Factory Office Expenses	17.01	11.66
Provision for Doubtful Debts	8.65	4.78
Foreign Exchange Fluctuation	1.50	0.20
Sales Promotion Expenses	1.09	3.64
Testing Expenses	5.87	1.32
Late Delivery Charges	85.10	-
Warranty Expenses	-	0.30
Donation	-	0.05
Total	816.40	683.87



Savas Engineering Company Private Limited
Notes Forming Integral Part of the Balance Sheet as at 31st March, 2024

Note : 28(A) Payment To Auditors

(Rs. In Lakhs)

Particulars	For the Year Ended on 31st March 2024	For the Year Ended on 31st March 2023
As Auditor Audit Fees	1.25	1.25
Total	1.25	1.25

Note : 29 Tax Expenses

(Rs. In Lakhs)

Particulars	For the Year Ended on 31st March 2024	For the Year Ended on 31st March 2023
Current tax in relation to: Current Years Earlier Years	22.74	1.72
Deferred Tax In respect of current year	(5.51)	92.58
Total	17.23	94.30

Note : 30 Earning Per Share

(Rs. In Lakhs)

Particulars	For the Year Ended on 31st March 2024	For the Year Ended on 31st March 2023
Profit After Taxation	(179.77)	(53.32)
Basic and Weighted number of equity share outstanding during the year	1,90,500	1,90,500
Nominal Value of Share	10	10
Earning per Share	(94.37)	(27.99)



SAVAS ENGINEERING COMPANY PVT LTD
Notes Forming Integral Part of the Balance Sheet as at 31st March, 2024

Note : 31. Other Disclosures

- 1 Estimated amount of contracts remaining to be executed on capital account and not provided for Rs Nil (Previous Year Rs. Nil)
- 2 Managerial Remuneration : 18.96 lakh (Previous year Rs. 38.96 Lakh)
- 3 Closing balances of debtors, creditors and Loans and advances are subject to confirmation.
- 4 Previous year's figures have been regrouped reworked, rearranged and reclassified wherever necessary to make them comparable with current year figures.

5 Related Parties Transaction :-

Nature of Relation	Name of Related Parties
Holding Company	Transformers and Rectifiers (India)Ltd.
Associates	Tranweld Mechanical Engineering Works Ltd.,Transpares Limited,& Skytrek Tours & Travels., T&R Switchgear Private Limited
Key Management Personnel	Mr. Sunil Jain , Mrs. Akanksha Mamtara & Mr. Mahendra Vyas
Relative of Key Management Personnel	Mr. Mohnish Jain
Enterprise over which Key Managerial Personnel is able to exercise significant influence	Benchmark HR Solutions (India) Private Limited

Details of Transactions with related parties

(Rs. in Lakhs)

Nature of Transaction	Holding Company & Companies/Enterprise		Key Management Personnel & Relatives		Total	
	2023-24	2022-23	2023-24	2022-23	2023-24	2022-23
<u>Service Received</u>						
Tranweld Mechanical Engineering Works Limited	2.54	2.00	-	-	2.54	2.00
Transformers & Rectifier (India) Limited	-	23.87	-	-	-	23.87
Skytrek Tours & Travels	4.18	1.50	-	-	4.18	1.50
<u>Servie Rendered</u>						
Transformers & Rectifier (India) Limited	26.93	28.43	-	-	26.93	28.43
Tranweld Mechanical Engineering Works Limited	8.29	12.93	-	-	8.29	12.93
<u>Salary Paid</u>						
Mr. Mohnish Jain	-	-	8.98	7.34	8.98	7.34
<u>Sale of goods</u>						
Tranweld Mechanical Engineering Works Limited	46.49	1,789.01	-	-	46.49	1,789.01
Transformers & Rectifier (India) Limited	1,836.44	31.10	-	-	1,836.44	31.10
T & R Switchgear Private Limited	0.16	0.57	-	-	0.16	0.57
<u>Purchase of Materials</u>						
Transformers & Rectifier (India) Limited	1,480.48	987.30	-	-	1,480.48	987.30
Tranweld Mechanical Engineering Works Limited	18.35	72.51	-	-	18.35	72.51
Transpares Limited	0.04	-	-	-	0.04	-
<u>Sales of Capital Goods</u>						
Tranweld Mechanical Engineering Works Limited	2.85	-	-	-	2.85	-
<u>Purchase of Capital Goods</u>						
Tranweld Mechanical Engineering Works Limited	-	6.00	-	-	-	6.00
<u>Consultancy Charges & Reimbursement of</u>						
Tranweld Mechanical Engineering Works Limited	9.13	9.18	-	-	9.13	9.18



<u>Corporate Guarantee</u>						
<u>Commission Expenses</u>						
Transformers & Rectifier (India) Limited	-	-	-	1.00	-	1.00
<u>Interest Expenses</u>						
Transformers & Rectifier (India) Limited	172.67	165.21	-	-	172.67	165.21
<u>Remuneration</u>						
Mr Sunil Jain	-	-	18.96	38.96	18.96	38.96
<u>Loan Received</u>						
Transformers & Rectifier (India) Limited						
Interest paid	37.99	56.64	-	-	37.99	56.64
Loan Repayment with Interest	508.05	114.77	-	-	508.05	114.77
Balance as on 1st April	470.06	528.20	-	-	470.06	528.20
Balance as on 31st March	-	470.06	-	-	-	470.06
<u>Loan to Whole Time Director</u>						
Mr Sunil Jain	-	-	4.07	3.69	4.07	3.69
<u>Amount Due From:</u>						
<u>(as on 31st March)</u>						
T & R Switchgear Private Limited	6.26	6.07	-	-	6.26	6.07
Transweld Mechanical Engineering Works Limited	27.86	-	-	-	27.86	-
<u>Amount Due To:</u>						
<u>(as on 31st March)</u>						
Transformers & Rectifier (India) Ltd	2,485.39	1,574.51	-	-	2,485.39	1,574.51
Transweld Mechanical Engineering Works Limited	-	1.68	-	-	-	1.68
Skytrek Tours & Travels	2.92	2.11	-	-	2.92	2.11



6 **Contingent Liabilities And Commitments:-**

(Rs. In Lakhs)

Particulars	As at March 2024	As at March 2023
(A) Contingent Liabilities not provided for in respect of		
(i) Provident Fund	-	-
(ii) Pending Litigations	-	-
(a) Excise duty, Service tax, Custom duty matters	-	-
(b) Claims against the Company/ Disputed Demands not acknowledged as debts	-	-
(B) Commitments:		
(i) Guarantees given by Bankers on behalf of company	271.90	327.25
(ii) Estimated amount of contracts remaining to be executed on capital account and not provided for	-	-
Total	271.90	327.25

Note:

a) It is not practicable for the company to estimate the timings of cash outflows, if any in respect of the above, pending resolution of the respective proceedings as it is determinable on receipt of judgements/decisions pending with various

b) The Company has reviewed all its pending litigations and proceedings and has adequately provided for where provisions are required and disclosed as contingent liabilities where applicable, in its financial statements. The Company does not expect the outcome of these proceedings to have a materially adverse effect on its financial results

7 **Employee Benefits:-****(a) Defined Contribution Plan**

(Rs. In Lakhs)

Particulars	As at March 2024	As at March 2023
Recognised as Expense and included in the Note 25 of statement of Profit and Loss under the head Contribution to Provident and Other funds.	5.41	4.89
Total	5.41	4.89

(b) Defined Benefit Plan

The Gratuity liability & liability in respect of Leave Encashment is determined based on the Actuarial Valuation done by Actuary as at balance sheet date in context of the revised Ind AS -19 issued by the ICAI, as follows:-

(Rs. In Lakhs)

Particulars	As at March 2024	As at March 2023
Current Service Cost	1.84	1.53
Interest Cost	0.89	0.90
Expected Return on Plan Assets	-	-
Net Actuarial (Gains) / Losses	-	-
Past Service Cost	-	-
Settlement Cost	-	-
Total Expenses	2.73	2.43
Net Asset / (Liability) recognized in the Balance Sheet :-		
Change in Obligation during the Year :-		
Present value of Defined Benefit Obligation at beginning of the year	12.31	12.15
Prior Year Charge		
Current Service Cost	1.84	1.53
Interest Cost	0.89	0.90
Actuarial (Gains) / Losses	1.51	(2.28)
Liabilities extinguished on settlement	-	-
Benefits Paid	-	-
Benefits Payable	-	-
Present value of Defined Benefit Obligation at the end of the year	16.54	12.31
Define benefit obligation as on 31st March	16.54	12.31
Present value of unfunded obligation as on 31st March	16.54	12.31

Actuarial Assumptions:

Discount Rate	As at 31st March, 2024 7.25%
Mortality	Indian assured lives mortality(2012-14) Ult.
Withdrawal rate	3% at younger ages reducing to 1% at older ages
Rate of escalation in salary (p.a.)	5%
Retirement Age	58 Years
Actuarial Valuation Method	Projected Unit Cost Method

The above details are certified by actuary



8 Operating Segment:-

As per the informations given by the management the Company has only one reportable business segment. And hence segment wise information is not given.

9 Details of expenditure incurred on employees who were in receipt of remuneration at not less than Rs..240000/- per annum when employed for the part of the year Rs. NIL (Previous Year Rs..NIL)

10 Remittance made on account of dividend in Foreign Currency Rs. NIL (Previous Year Rs..NIL)

11 Financial Instruments Disclosure

(a)Capital Management

The company's objective when managing capital is to:

- Safeguard its ability to continue as A going concern so that the Company is able to provide maximum return to stakeholders and benefits for other shareholders
- Maintain an optimal capital structure to reduce the cost of capital.

The company's board of director's review the capital structure on regular basis. As part of this review the board considers the cost of capital risk associated with each class of capital requirements and maintenance of adequate liquidity Disclosures

This section gives an overview of the significance of financial instruments for the Company and provides additional information on balance sheet items that contain financial instruments

(i) Categories of Financial Instruments

(Rs. In Lakhs)

Particulars	As at March 2024	As at March 2023
Financial Assets		
Measured at Amortised Cost		
(i) Trade and Other Receivables	788.68	1,210.27
(ii) Cash and Cash Equivalents	0.49	0.27
(iv) Loans	7.92	4.34
(v) Other Financial Assets	50.36	34.26
Financial Liabilities		
Measured at Amortised Cost		
(i) Borrowings	483.28	808.34
(ii) Trade Payables	361.43	738.90
(iii) Other Financial Liabilities	1.03	4.57

(ii) Fair Value Measurement

This note provides information about how the Company determines fair values of various financial assets.

Fair Value of financial assets and liabilities that are not measured at fair value (but fair value disclosures are required)

Management considers that the carrying amounts of financial assets and financial liabilities recognized in the financial statements approximate their fair values.

(iii)Financial Risk Management Objectives

While ensuring liquidity is sufficient to meet Company's operational requirements, the Company's financial management committee also monitors and manages key financial risks relating to the operations of the Company by analysing exposures by degree and magnitude of risks. These risks include market risk (including currency risk and price risk), credit risk and liquidity risk.

(a) Market Risk

Market risk is the risk of uncertainty arising from possible market price movements and their impact on the future performance of a business. The major components of market risk are commodity price risk, foreign currency risk and interest rate risk.

The primary commodity price risk that the company is exposed to include the price variations in the price of Iron, Steel, valves & vacuum pumps. The mentioned components form a major part of manufacturing of Parts of Transformers , Vapour Phase Srying plants & Vacuum Drying Plants .The prices of these commodities lead to increase/ decrease in the cost of parts of Transformers, Vapour Phase Drying plants & Vacuum Drying Plants.

(b) Interest Rate Risk

The Company's interest rate risk arises from the Long Term Borrowings with fixed rates. The Company's fixed rates borrowings are carried at amortised cost.



(c) Liquidity Risk

The Company manages liquidity risk by maintaining sufficient cash and cash equivalents including bank deposits and availability of funding through an adequate amount of committed credit facilities to meet the obligations when due. Management monitors rolling forecasts of liquidity position and cash and cash equivalents on the basis of expected cash flows. In addition, liquidity management also involves projecting cash flows considering level of liquid assets necessary to meet obligations by matching the maturity profiles of financial assets & liabilities and monitoring balance sheet liquidity ratios.

The following tables detail the Company's remaining contractual maturity for its non-derivative financial liabilities with agreed repayment periods. The information included in the tables have been drawn up based on the undiscounted cash flows of financial liabilities based on the earliest date on which the Company can be required to pay. The tables include both interest and principal cash flows. The contractual maturity is based on the earliest date on which the Company may be required to pay.

The following are the contractual maturities of non-derivative financial liabilities, based on contractual cash flows:

(Rs. In Lakhs)				
Particulars	Due in 1 Year	1 Year - 3 Years	More than 3 Years	TOTAL
As at 31st March 2024				
Borrowings	161.19	-	-	161.19
Trade Payables	361.43	-	-	361.43
Other Financial Liabilities	1.03	-	-	-
Total	523.64	-	-	522.62
As at 31st March 2023				
Borrowings	378.99	310.17	119	808.34
Trade Payables	738.90	-	-	738.90
Other Financial Liabilities	4.6	-	-	4.57
Total	1,122.45	310.17	119.19	1,551.81

(d) Credit Risk :-

The Company's customer profile include Holding Company and Industries. Accordingly, the Company's customer credit risk is moderate. The Company's average project execution cycle is around 4 to 12 months. General payment terms include advance, a credit period of on an average of 180 days and certain retention money to be released at successful completion of the order. In some cases retentions are substituted with bank/ corporate guarantees. The Company has a detailed review mechanism of overdue customer receivables at various levels within organisation to ensure proper attention and focus for realisation.

The following are the contractual maturities of financial assets, based on contractual cash flows:

(Rs. In Lakhs)				
Particulars	Upto 1 Year	1 Year - 3 Years	More than 3 Years	TOTAL
As at 31st March 2024				
Loans to Employees	-	-	-	-
Trade Receivable	571.62	217.06	-	788.68
Other Financial Assets	50.36	-	-	50.36
Total	621.99	217.06	-	839.04
As at 31st March 2023				
Loans to Employees	4.34	-	-	4.34
Trade Receivable	784.12	426.15	-	1,210.27
Other Financial Assets	-	34.26	-	34.26
Total	788.45	460.41	-	1,248.87

12 IND AS 115- Illustrative disclosures :-

The Company has recognised the following amounts relating to revenue in the statement of profit or loss: (Rs. In Lakhs)

Particulars	As at March 2024	As at March 2023
Revenue from contracts with customers	3,248.36	4,081.70
Revenue from other sources: Rental and sub-lease rental income	-	-
Total Revenue	3,248.36	4,081.70

The Company has elected to adopt Ind AS 115 using the Modified Retrospective Method by not restating the comparative information.

As per Ind AS 115 - Revenue is recognized at the point in time.



Particulars	(Rs. In Lakhs)	
	As at March 2024	As at March 2023
Revenue From		
- Outside India	95.31	0.05
- In India	3,153.05	4,081.65
Total Revenue	3,248.36	4,081.70

13 **Change in Receivables and liabilities:-**

(Rs. In Lakhs)

Particulars	Year Ended 31st March 2024		Year Ended 31st March 2023	
	Receivables	Contract Liabilities	Receivables	Contract Liabilities
Balance as the beginning of the year	1,210.27	-	720.89	-
Additions/Adjustment	(421.59)	-	489.38	-
Balance as the end of the year	788.68	-	1,210.27	-

14 Previous year's figures have been regrouped / reclassified whenever necessary to correspond with the current year's classification/disclosure.

15 Disclosure of Earnings in Foreign Currency

(Rs. In Lakhs)

Particulars	Amount
Export of Goods	95.31

16 **Financial Ratios:-**

Particulars	Numerator	Denominator	F.Y.2023-24	F.Y.2022-23	Change	Reason for Change
Current Ratio	Total Current Assets	Total Current Liabilities	0.69	0.72	-4%	Due to decrease in turnover, substantial increases in losses and decrease in reserve there for there is a significant change in ratios .
Debt-Equity Ratio	Total Debt	Total Equity	3.27	2.47	33%	
Debt-Service Coverage Ratio	PBDIT	Debt Service	0.57	2.47	-77%	
Return on Equity Ratio (%)	Profit for the period	Average Total Equity	-75.69%	-15.10%	401%	
Inventory Turnover Ratio	Revenue from operation	Average Inventory	0.36	2.42	-85%	
Trade Receivable Ratio	Revenue from operation	Average Trade Receivable	3.25	4.23	-23%	
Trade Payable Ratio	COGS + Operating Expense	Average Trade Payable	1.56	5.08	-69%	
Net capital turnover ratio	Revenue from operation	Average Working Capital	N.A	N.A	N.A	
Net Profit Ratio (%)	Profit for the period	Revenue from operation	-5.53%	-1.31%	324%	
Return on Capital Employed (%)	PBIT	Capital Employed	65.93%	24.40%	170%	
Return on investment (%)	Income earned on Investment	Average Investment	41.70%	34.77%	19.92%	

Total Debt = Borrowings + Lease liabilities

PBDIT = Profit before tax + Depreciation + Finance Cost

Debt Service = Interest and Lease Payments + Principal Repayments

COGS = Cost of Goods Sold

PBIT = Profit before tax + Finance Cost

Capital Employed = Net Worth + Lease liabilities + Deferred tax liabilities

17 **Details of Benami Property held**

No proceedings have been initiated or pending against the company for holding any benami property under the Benami Transactions (Prohibition) Act, 1988 (45 of 1988) and the rules made thereunder

18 **Wilful Defaulter**

The company is not declared wilful defaulter (as defined in companies Act 2013) by any bank or financial Institution or other lender.

19 **Relationship with Struck off Companies**

The company does not have any transactions with companies struck off under section 248 of the Companies Act, 2013 or section 560 of Companies Act, 1956.

20 **Registration of charges or satisfaction with Registrar of Companies**

No charges or satisfaction yet to be registered with Registrar of Companies beyond the statutory period.



21 Compliance with number of layers of companies

The company has complied with the number of layers prescribed under clause (87) of section 2 of the Act read with Companies (Restriction on number of Layers) Rules, 2017

22 Compliance with approved Scheme(s) of Arrangements

The company does not have any Scheme(s) in terms of sections 230 to 237 of the Companies Act, 2013

23 Utilisation of Borrowed funds and share premium:

(A) The company has not advanced or loaned or invested funds (either borrowed funds or share premium or any other sources or kind of funds) to any other person(s) or entity(ies), including foreign entities (Intermediaries) with the understanding (whether recorded in writing or otherwise) that the Intermediary shall

- (i) directly or indirectly lend or invest in other persons or entities identified in any manner whatsoever by or on behalf of the company (Ultimate Beneficiaries) or
- (ii) provide any guarantee, security or the like to or on behalf of the Ultimate Beneficiaries;

(B) The company has not received any fund from any person(s) or entity(ies), including foreign entities (Funding Party) with the understanding (whether recorded in writing or otherwise) that the company shall

- (i) directly or indirectly lend or invest in other persons or entities identified in any manner whatsoever by or on behalf of the Funding Party (Ultimate Beneficiaries) or
- (ii) provide any guarantee, security or the like on behalf of the Ultimate Beneficiaries

24 Undisclosed income

The Company does not have any transaction which is not recorded in the books of accounts that has been surrendered or disclosed as income during the year in the tax assessments under the Income Tax Act, 1961 (such as, search or survey or any other relevant provisions of the Income Tax Act, 1961)

25 Corporate Social Responsibility (CSR)

The provisions of section 135 of the companies act 2013 is not applicable to the company

Notes to Accounts No. 1 to 23 Signed

FOR, D.R. THAKKAR & Co.
CHARTERED ACCOUNTANTS

(CA. DIPAK R. THAKKAR)
FCA , PROPRIETOR
Membership No. :043166
Firm Reg. No.: 110895W
UDIN: 24043166BKCKFX4304

PLACE : AHMEDABAD
DATE : 02 /04 /2024



For & Behalf of Board of
Savas Engineering Company Private Limited

[Supri Jain]
DIRECTOR
DIN : 01732987

[Mahendra Vyas]
DIRECTOR
DIN : 0797484

PLACE : AHMEDABAD
DATE : 02 /04 /2024